

**2016 Consolidated Annual Performance  
and  
Evaluation Report (CAPER)  
for  
Community Development Block Grant and Home  
Investment Partnership Programs**

**COMMUNITY  
DEVELOPMENT  
SERVICES**

405 W. 28th Street  
P.O. Box 1000  
Bryan, TX 77805

Phone: 979-209-5175  
Fax: 979-209-5184



# TABLE OF CONTENTS

## 2016 CAPER

<b>CR-05 Goals And Outcome</b> .....	<b>1 – 8</b>
<b>CR-10 Racial and Ethnic Composition of Families Assisted</b> .....	<b>9 - 10</b>
<b>CR-15 Resources and Investments</b> .....	<b>11- 18</b>
<b>CR-20 Affordable Housing</b> .....	<b>19 - 21</b>
<b>CR-25 Homeless And Other Special Needs</b> .....	<b>22 - 26</b>
<b>CR-30 Public Housing</b> .....	<b>27 - 28</b>
<b>CR-35 Other Actions</b> .....	<b>29 - 36</b>
<b>CR-40 Monitoring</b> .....	<b>37</b>
<b>CR-45 CDBG</b> .....	<b>38</b>
<b>CR-50 HOME</b> .....	<b>39 - 42</b>

## ATTACHMENTS

<b>ATTACHMENT – 1</b> .....	<b>43 - 159</b>
-----------------------------	-----------------

**IDIS Reports** (PR03, PR10, PR22, PR23, PR25, PR26, PR27, PR83, PR84, PR85)

<b>ATTACHMENT – 2</b> .....	<b>160 - 188</b>
-----------------------------	------------------

**Financial and Performance Reports** (PR26, Financial Summary Attachment and LOCCS Reconciliation, Financial Summary Adjustments and Program Income Summary, Program Evaluation and Assessment of Goals, Annual HOME Program Performance Report, HOME Activities Summaries – Grantee Performance Report, Remaining HOME Balances, Financial Summary – GPR, HOME Loans Reported in CAPER / IDIS, CDBG Housing Loans Reported in CAPER / IDIS, CDBG/HOME Expenditure and Allocation Charts, Performance Measures)

<b>ATTACHMENT – 3</b> .....	<b>189 - 196</b>
-----------------------------	------------------

**Project and Demographic Maps** (Low-Moderate Income Area Map, Hispanic Concentration Map, Black Concentration Map, Administration and Public Services Agency Map, Minor Repair Project Map, Housing Reconstruction, New Development, and Demolition Project Map, Downpayment Assistance Project Map)

<b>ATTACHMENT – 4</b> .....	<b>197 - 199</b>
-----------------------------	------------------

**CoC and PIT Count Information**

<b>ATTACHMENT – 5</b> .....	<b>200 - 206</b>
-----------------------------	------------------

**Monitoring, Affidavit, FHEO Summary** (Program Monitoring and Compliance Standards and Procedures, Affidavit of Publication for 2016 CAPER Public Notices, 2016 CDBG Beneficiary Summary)

## CR-05 - Goals and Outcomes

### Progress the jurisdiction has made in carrying out its strategic plan and its action plan. 91.520(a)

This could be an overview that includes major initiatives and highlights that were proposed and executed throughout the program year.

In PY2016, the City of Bryan received \$855,207 in CDBG, \$272,717 of HOME, and \$21,957.95 of CDBG Program Income (PI) from housing programs with prior unspent HOME funds of \$377,796.03 plus \$142,130.77 of PI. Approximately \$1,600,000 of other non-grant funds were leveraged in delivery services. Unspent CDBG at beginning of PY2016 was \$570,733.51 + the return to line of credit (\$1817.89) from prior year overdraw. Other agencies also made funds available to meet needs (See Section CR-15, Table 3). During development of Bryan's 2016 Annual Action Plan (AAP), the city's Consolidated Plan (CP) and its Strategic Plan, Needs Assessment, and Market Analysis were consulted. During Development of the CP, the City assessed economic, housing, homelessness, public service, public facility, and infrastructure needs. This led to a prioritization of needs and development of program goals and objectives. In PY2016, the City expended \$1,440,017.83 of CDBG, HOME, and PI to address these needs as follows (See Attachments 1 and 2 for IDIS reports and detailed financial and demographic data to include expenditure information).

#### CDBG:

Administration (\$171,041.00).

Homeowner Housing Assistance (\$555,885.00/2016 grant funds): Major rehabilitation/reconstruction, minor repair, voluntary demolition, homebuyer assistance, staff program delivery (PD), and other related costs. 70 minor repair projects completed, 1 housing reconstruction completed and another underway, and 6 down-payment projects completed with others in progress. Funds utilized were from carryover grant funds.

Public Service Agency Programs (\$128,281.00/2016 grant funds): Bryan Parks and Recreation Summer Camp (\$35,000.00): Operating expenses for camp activities in low- and moderate-income neighborhood parks - 561 unduplicated clients served. MHMR of Brazos Valley Mary Lake Center (\$32,715.00): A peer support center serving developmentally disabled persons - 58 unduplicated clients served. Voices for Children (\$19,755.00): Services providing court appointed advocates for children in the state child welfare system - 217 unduplicated clients served. Catholic Charities of Central Texas (\$10,811.00): Financial Stability Program providing rental, utility, case management, and referral assistance - 555 unduplicated clients served. Brazos Maternal and Child Health Clinic (\$30,000.00): The Prenatal Clinic provides medical procedures, testing, supplies, and education to low-income expectant mothers - 622 unduplicated clients served. Funds utilized were 2016 grant funds.

**HOME:**

Administration (\$27,272.00).

Home Owner Housing Assistance (\$119,538.00/2016 funds) 3 household provided major housing reconstruction and 1 additional project underway. Prior year funding and program income used for these activities was \$80,105.37.

Down Payment Assistance (DAP) (\$85,000.00/2016 funds): 5 households provided DAP (Prior year’s funds utilized) and applications were being processed for future home buyer assistance.

Community Housing Development Organizations (CHDO) (\$40,908.00/2016 funds): A goal of 1 CHDO project completion was expected in PY2016 and that goal was accomplished with 1 CHDO project completed (utilizing 2014 and 2015 funds).

**Comparison of the proposed versus actual outcomes for each outcome measure submitted with the consolidated plan and explain, if applicable, why progress was not made toward meeting goals and objectives. 91.520(g)**

Categories, priority levels, funding sources and amounts, outcomes/objectives, goal outcome indicators, units of measure, targets, actual outcomes/outputs, and percentage completed for each of the grantee’s program year goals.

Goal	Category	Source / Amount	Indicator	Unit of Measure	Expected – Strategic Plan	Actual – Strategic Plan	Percent Complete	Expected – Program Year	Actual – Program Year	Percent Complete
Homeless Objective 1.1 & 1.2	Homeless	CDBG: \$0 / HOME: \$0	Tenant-based rental assistance / Rapid Rehousing	Households Assisted	100	19653	19,653.00%			
Homeless Objective 1.1 & 1.2	Homeless	CDBG: \$0 / HOME: \$0	Other	Other	0	0		100	1522	1,522.00%



Homeless Objective 2.1 & 2.3	Homeless	CDBG: \$0 / HOME: \$0	Other	Other	500	1475	295.00%	100	719	719.00%
Homeless Objective 3.1	Homeless	CDBG: \$0 / HOME: \$0	Other	Other	10	8	80.00%	2	3	150.00%
Housing Plan Objective 3.1 & 3.2	Affordable Housing	CDBG: \$0 / HOME: \$0	Other	Other	15	17	113.33%	3	9	300.00%
Housing Objective 2.2	Affordable Housing	CDBG: \$0 / HOME: \$0	Other	Other	20	11	55.00%	4	4	100.00%
Housing Objective 1.2	Affordable Housing	CDBG: \$0 / HOME: \$0	Other	Other	15	17	113.33%	3	9	300.00%
Housing Objective 1.4	Affordable Housing	CDBG: \$0 / HOME: \$0	Housing Code Enforcement / Foreclosed Property Care	Household Housing Unit	50	36	72.00%			
Housing Objective 1.4	Affordable Housing	CDBG: \$0 / HOME: \$0	Other	Other	0	0		10	20	200.00%
Housing Plan Objective 1.1	Affordable Housing	CDBG: \$180000 / HOME: \$0	Homeowner Housing Added	Household Housing Unit	100	130	130.00%			
Housing Plan Objective 1.1	Affordable Housing	CDBG: \$180000 / HOME: \$0	Homeowner Housing Rehabilitated	Household Housing Unit	0	0		20	70	350.00%

Housing Plan Objective 1.3	Affordable Housing	CDBG: \$375885 / HOME: \$119537.75	Homeowner Housing Rehabilitated	Household Housing Unit	15	5	33.33%	3	3	100.00%
Housing Plan Objective 1.5	Affordable Housing	CDBG: \$0 / HOME: \$40907.55	Rental units constructed	Household Housing Unit	5	1	20.00%	1	1	100.00%
Housing Plan Objective 2.1	Affordable Housing	CDBG: \$0 / HOME: \$85000	Direct Financial Assistance to Homebuyers	Households Assisted	50	20	40.00%	10	11	110.00%
Housing Plan Objective 4.1-4.3	Affordable Housing	CDBG: \$0 / HOME: \$0	Other	Other	5	6	120.00%	1	3	300.00%
Non Housing Plan Objective 1.2	Non-Housing Community Development	CDBG: \$0 / HOME: \$0	Other	Other	10	34	340.00%	2	22	1,100.00%
Non Housing Objective 1.3	Non-Housing Community Development	CDBG: \$0 / HOME: \$0	Other	Other	60	29	48.33%	12	13	108.33%
Non Housing Plan Objective 1.1	Non-Housing Community Development	CDBG: \$128281 / HOME: \$0	Public service activities other than Low/Moderate Income Housing Benefit	Persons Assisted	14000	3974	28.39%	1965	2013	102.44%

Non Housing Plan Objective 2.1	Non-Housing Community Development	CDBG: \$0 / HOME: \$0	Overnight/Emergency Shelter/Transitional Housing Beds added	Beds	10	0	0.00%			
Non Housing Plan Objective 2.1	Non-Housing Community Development	CDBG: \$0 / HOME: \$0	Other	Other	0	0		2	0	0.00%
Non Housing Plan Objective 2.2	Non-Housing Community Development	CDBG: \$0 / HOME: \$0	Other	Other	10	2	20.00%	2	0	0.00%
Non Housing Plan Objective 3.1 & 3.2	Non-Housing Community Development	CDBG: \$0 / HOME: \$0	Other	Other	1	0	0.00%	2	0	0.00%
Non Housing Plan Objective 4.1	Non-Housing Community Development	CDBG: \$0 / HOME: \$0	Other	Other	1	4	400.00%	2	2	100.00%
Non Housing Plan Objective 4.2	Non-Housing Community Development	CDBG: \$0 / HOME: \$0	Public Facility or Infrastructure Activities other than Low/Moderate Income Housing Benefit	Persons Assisted	500	0	0.00%			

Non Housing Plan Objective 4.2	Non-Housing Community Development	CDBG: \$0 / HOME: \$0	Other	Other	0	1		2	1	50.00%
Non Housing Plan Objective 5/5.1	Non-Housing Community Development	CDBG: \$0 / HOME: \$0	Other	Other	3	8	266.67%	3	2	66.67%
Non Housing Plan Objective 5/5.2	Non-Housing Community Development	CDBG: \$0 / HOME: \$0	Other	Other	10	11	110.00%	2	5	250.00%
Other Special Needs	Non-Homeless Special Needs	CDBG: \$0 / HOME: \$0	Other	Other	15	8	53.33%	3	4	133.33%

**Table 1 - Accomplishments – Program Year & Strategic Plan to Date**

Assess how the jurisdiction’s use of funds, particularly CDBG, addresses the priorities and specific objectives identified in the plan, giving special attention to the highest priority activities identified.

Utilizing CDBG and HOME funds and program income, the City was able to accomplish specific 2016 Annual Action Plan (AAP) goals and objectives. In terms of housing assistance, the City planned 3 Rehabilitation/Reconstruction projects, using both CDBG and HOME funds and completed 3. Additionally, with a goal of 20 Minor Repair projects, 70 projects were completed. The City’s 2016 AAP projected 10 Down-payment Assistance projects and 11 were completed. One unit of new affordable rental was projected to be constructed using HOME funds, and 1 was completed.

In terms of planned Public Service Agency (PSA) projects, the City also achieved its planned goals of providing services to 1,965 clients – see above Table 1 - Accomplishments - Program Year & Strategic Plan to Date. Specifically, the City served 2,013 PSA clients through City of Bryan CDBG

funds. Note that the City of Bryan partners with the City of College Station in identifying and allocating funds to local PSAs and the accomplishment numbers in Table 1, above, reflect total numbers served by agencies funded by both jurisdictions. The City of Bryan proposed and achieved the following service numbers through these CDBG funded agencies: Bryan Parks and Recreation Summer Camp (goal of 675 - 561 served); MHMR Mary Lake Peer Support Center (goal of 57 - 58 served); Voices for Children Court Appointed Child Advocates (goal of 215 - 217 served); Catholic Charities Financial Stability Program (goal of 340 - 555 served), and; Brazos Maternal and Child Health Prenatal Clinic (goal of 680 - 622 served).

See the following reports for detailed program status and accomplishments:

### **Summary Reports**

IDIS Activity Summary Report (GPR) PR03

IDIS Financial Summary PR26

Financial Adjustments and Program Income Summary

Financial Summary Attachment and LOCCS Reconciliation

### **CDBG Reports**

IDIS Report Rehabilitation Activities (PR10)

IDIS Report-Summary of Accomplishments Report CDBG (PR23)

IDIS Report Performance Measurements (PR-83)

IDIS Report CDBG Strategies (PR84)

### **HOME Reports**

Annual HOME Performance Report

HOME Activities Summaries / Grantee Performance Report

Remaining HOME Balances

Financial Summary – GPR

Status of HOME Activities (PR22)

Summary of Accomplishments Report HOME (PR23)

Status of HOME CHDO Funds (PR25)

Status of HOME Grants (PR27)

HOME Housing Performance (PR85)

HOME Loans Reported

CDBG Housing Loans Reported

## CR-10 - Racial and Ethnic composition of families assisted

Describe the families assisted (including the racial and ethnic status of families assisted).

91.520(a)

	CDBG	HOME
White	1,202	22
Black or African American	654	6
Asian	7	0
American Indian or American Native	10	0
Native Hawaiian or Other Pacific Islander	2	0
<b>Total</b>	<b>1,875</b>	<b>28</b>
Hispanic	771	19
Not Hispanic	1,104	9

Table 2 – Table of assistance to racial and ethnic populations by source of funds

### Narrative

For CDBG activities , the PR23 provides racial/ethnic information on persons and households by HUD activity for activities that were open during the program year and for activities that were closed during the program year and by activities that may span more than one reporting period. **For CDBG**, the following information provides demographics for households and individuals served during the PY2016 by completed housing and non-housing projects: HUD activities 961 (Minor Repairs – HUD activity 983 also reported completed projects, but 983 not yet closed), 972 (Major Reconstruction), 977, 979, 985, 991, 992, 993, 995, 997, 998, 999, and 1000 (All DPA, closed). For CDBG housing related activities mentioned above, 83 households were served. Along with CDBG funded public service agencies programs (HUD Activities 986, 987, 988, 989, and 990), clients served were 48% Hispanic, 59% White, and 34% Black. Smaller percentages of other categories of race included Asian, American Indian or Alaskan Native, American Indian/or Alaskan Native and White, Asian and White, American Indian or Alaskan Native and Black or African American, Black and White, and Race Combination not included in other categories.

**For HOME activities the PR23 reports** HUD activities 951, 973, and 980 (Major Reconstruction), 978 (New Construction), 9 households served (5 First Time Home Buyers, and 3 Existing Home owners).: Clients served by HOME funded activities included 53% Hispanic, 60% White, and 40% Black. See chart below:

**NOTE:** The following Table is a correction of Table 2 above.

<b>Race / Ethnicity</b>	<b>CDBG</b>	<b>HOME</b>
White	1230	4
Black	703	5
Asian	7	0
Indian/Native	10	0
Hawaiian	2	0
American Indian/ Alaska Native/White	3	0
Asian/ White	7	0
American Indian/ Alaska Native/Black	10	0
Black/ White	101	0
Race Not Included	17	0
<b>Total</b>	<b>2090</b>	<b>9</b>
Hispanic	996	4
Not Hispanic	1094	5

**CORRECTED Table 2:**  
**Table of assistance to racial and ethnic populations by source of funds**



## CR-15 - Resources and Investments 91.520(a)

### Identify the resources made available

Source of Funds	Source	Resources Made Available	Amount Expended During Program Year
CDBG	CDBG	1,449,716	1,067,922
HOME	HOME	792,644	372,096
HOPWA	HOPWA		
ESG	ESG		
Other	Other		

Table 3 - Resources Made Available

### Narrative

In PY2016 city resources included CDBG, HOME, and program income (PI). Other public and private service agencies also expended funds to local needs. Bryan’s program funds spent addressing needs are listed below and identified as **Amount Expended During Program Year**. CDBG resources made available include both carryover grant funds from previous year, PY2016 grant allocations, and PI generated during this reporting period. Likewise, HOME resources made available include both carryover grant funds from previous year, PY2016 grant allocations, and PI generated during this reporting period (**see more detailed Resources Made Available Table at the end of Section CR-15**) .

Local public and private agencies allocating funds include, but are not limited to: Brazos Valley Council of Governments (BVCOG); Brazos Valley Affordable Housing Corporation (BVAHC); Financial Fitness Center; Brazos Valley Coalition for the Homeless (BVCH); B/CS Habitat for Humanity; Brazos Valley Area Agency on Aging (BVAAA); Bryan Parks and Recreation Dept.; Brazos Valley Food Bank; BV Boys and Girls Club; Big Brothers, Big Sisters;\_United Way of the Brazos Valley; BV Council on Alcohol and Drug Abuse; Brazos County Veterans Services; Brazos Maternal and Child Health Clinic (Prenatal); BCS Veterans Administration Out-patient Clinic; Voices for Children; Twin City Mission; Room for Us All; MHMR Brazos Valley; Emanuel Baptist – Lighthouse Mission; Elder-Aid; No-Limits; Bryan Housing Authority; BCS Veterans Clinic; St. Vincent DePaul; Scotty’s House; Sexual Assault Resource Center; Salvation Army; Junction Five-O-Five; Hospice of Brazos Valley; Health for All, Inc.; Catholic Charities of Central Texas; Rebuilding Together; and Project Unity; and Family Promise of BCS. See PSA Contract, Program Income, Spent Table below.

These, and other entities, expended additional funding to meet local needs. Consequently, CDBG and HOME funds were, in effect, leveraged by these additional resources. In example, the 5 PSA agency programs funded in this reporting period by the City of Bryan (underlined above), allocated approximately \$1,321,023 of additional non-CDBG funds to deliver those program services. These funds represent additional monies expended to serve the LMI and populations locally. A review of the total budgets for all local public and private services organizations would total millions of dollars of additional funding allocated to local housing and non-housing needs.

Bryan also contributes non-CDBG/HOME funds to services, including: infrastructure/public facility improvements, code enforcement, recreational activities/facilities, and economic enhancement programs. Approximately 3,943 code enforcement actions were undertaken using non-CDBG/HOME funds in this reporting period and other community enhancement activities, like area clean-ups and public education, were promoted. In example, The Big Event, a Texas A&M University student led community services event, saw 2,301 painting, repair, clean-up and beautification projects completed by 21,242 students. Also, 20 demolitions of dilapidated, vacant structures were completed by the City (using non-federal, local funds,) to eliminate slum and blight influences and/or to provide additional affordable housing opportunities. Approximately 22 other dilapidated structures were repaired or demolished by owners, using private funds, in response to City of Bryan ordinances.

**Identify the geographic distribution and location of investments**

Target Area	Planned Percentage of Allocation	Actual Percentage of Allocation	Narrative Description
City Wide	100	100	All inclusive types within city limits.

**Table 4 – Identify the geographic distribution and location of investments**

**Narrative**

CDBG and HOME funds are distributed throughout the community based upon need. Because low-income, elderly, disabled and special needs homeowners and renters reside throughout the city, housing assistance is available citywide. While the City has not designated specific census tracts as targeted program areas, project accomplishment maps in this report demonstrate that the large majority of housing clients assisted reside in census tracts that are predominantly low-income areas. Current and potentially homeless persons also reside throughout the City making the need for shelter and housing a citywide activity.

Services provided for homeless populations are located to provide maximum accessibility. While Public Service Agencies qualify client incomes individually, their offices are generally located in or near lower-income neighborhoods, or public transit hubs, thereby ensuring access to clients. Public facilities and infrastructure are provided in areas where at least 51% of the population meets low and moderate-income guidelines or the specific clients are at least 51% low to moderate income eligible. Information on project locations is provided in the summary for each activity and also in map format within this report (see attachments).

## Leveraging

**Explain how federal funds leveraged additional resources (private, state and local funds), including a description of how matching requirements were satisfied, as well as how any publicly owned land or property located within the jurisdiction that were used to address the needs identified in the plan.**

The majority of Bryan's CDBG and HOME funded activities leverage other private, and sometimes public funding. In this reporting period, \$128,281 in CDBG funds was allocated to local public service agencies for programs serving LMI clients (includes Program Delivery). Approximately \$1,321,023 in other non-CDBG funds was leveraged by the agencies providing the services. Likewise, the city's Housing Assistance programs leverage other public and/or private funds whenever possible. In example, the Rehabilitation / Reconstruction program requires client financial participation through loans covering part of the construction costs. Participation in the program is voluntary, and loans are structured so as to ensure the ability for clients to afford the loan payments. Through these efforts, and since being designated an Entitlement Jurisdiction (CDBG) and a Participating Jurisdiction (HOME), the City has established a loan portfolio of loans that, on average, provide approximately \$79,000 in program income. An additional approximate \$989,100 in other resources was realized by the Down-payment Assistance program's leveraging of client purchase contributions and lender loan proceeds, and includes \$180,000 of TDHCA State of Texas *BootStrap* program funds. Also, approximately 10,000 Habitat for Humanity volunteer hours were logged by approximately 1,000 volunteers in delivery of these affordable housing units. Finally, and as noted under Section CR15 above, a review of the total budgets for all local public and private services organizations would total millions of dollars of additional funding allocated to local housing and non-housing needs of local disadvantaged citizens.

## HOME Matching Requirements

The City of Bryan had no HOME PY2016 match requirement.

When a local jurisdiction meets one of HUD's published distress criteria, it is determined to be in fiscal distress and receives a 50 percent reduction of HOME match requirements. If a local jurisdiction satisfies both of the distress criteria, it is determined to be in severe fiscal distress and receives a 100 percent reduction of match. ***In PY2016-17 the City of Bryan received a 100% reduction in its HOME match requirement*** due to meeting both of the HUD's distress criteria – (1) per capita income less than the national average of \$20,996 and (2) the percent of families in poverty being equal to or greater than 125% of the national average of 15.54% (19.428%). Data

to determine these was found in the U.S Census Bureau’s American Community Survey (ACS) 2009-2013 5-Year Estimates which were the latest data available at the time HUD made the determination. Bryan met the first criteria listed above with the per capita income of \$19,816 (below the national average); and the second criteria with 28% of its population in poverty, higher than 125% of the national average for percentage of households per capita in poverty.

No locally owned public land or property was used to meet 2016 AAP needs.

<b>Fiscal Year Summary – HOME Match</b>	
1. Excess match from prior Federal fiscal year	0
2. Match contributed during current Federal fiscal year	0
3. Total match available for current Federal fiscal year (Line 1 plus Line 2)	0
4. Match liability for current Federal fiscal year	0
5. Excess match carried over to next Federal fiscal year (Line 3 minus Line 4)	0

**Table 5 – Fiscal Year Summary - HOME Match Report**

Match Contribution for the Federal Fiscal Year								
Project No. or Other ID	Date of Contribution	Cash (non-Federal sources)	Foregone Taxes, Fees, Charges	Appraised Land/Real Property	Required Infrastructure	Site Preparation, Construction Materials, Donated labor	Bond Financing	Total Match
Not Applicable	0	0	0	0	0	0	0	0

Table 6 – Match Contribution for the Federal Fiscal Year

**HOME MBE/WBE report**

Program Income – Enter the program amounts for the reporting period				
Balance on hand at begin-ning of reporting period \$	Amount received during reporting period \$	Total amount expended during reporting period \$	Amount expended for TBRA \$	Balance on hand at end of reporting period \$
0	142,131	87,294	0	54,837

Table 7 – Program Income

<b>Minority Business Enterprises and Women Business Enterprises – Indicate the number and dollar value of contracts for HOME projects completed during the reporting period</b>						
	Total	Minority Business Enterprises				White Non-Hispanic
		Alaskan Native or American Indian	Asian or Pacific Islander	Black Non-Hispanic	Hispanic	
<b>Contracts</b>						
Dollar Amount	272,983	0	0	188,235	0	84,748
Number	3	0	0	2	0	1
<b>Sub-Contracts</b>						
Number	26	0	0	3	13	10
Dollar Amount	140,113	0	0	10,000	43,372	86,741
	Total	Women Business Enterprises	Male			
<b>Contracts</b>						
Dollar Amount	272,983	0	272,983			
Number	3	0	3			
<b>Sub-Contracts</b>						
Number	26	3	23			
Dollar Amount	140,113	8,689	131,424			

**Table 8 - Minority Business and Women Business Enterprises**

<b>Minority Owners of Rental Property – Indicate the number of HOME assisted rental property owners and the total amount of HOME funds in these rental properties assisted</b>						
	Total	Minority Property Owners				White Non-Hispanic
		Alaskan Native or American Indian	Asian or Pacific Islander	Black Non-Hispanic	Hispanic	
Number	1	0	0	0	0	1
Dollar Amount	84,748	0	0	0	0	84,748

**Table 9 – Minority Owners of Rental Property**

<b>Relocation and Real Property Acquisition</b> – Indicate the number of persons displaced, the cost of relocation payments, the number of parcels acquired, and the cost of acquisition						
Parcels Acquired		0	0			
Businesses Displaced		0	0			
Nonprofit Organizations Displaced		0	0			
Households Temporarily Relocated, not Displaced		0	0			
Households Displaced	Total	Minority Property Enterprises				White Non-Hispanic
		Alaskan Native or American Indian	Asian or Pacific Islander	Black Non-Hispanic	Hispanic	
Number	0	0	0	0	0	0
Cost	0	0	0	0	0	0

**Table 10 – Relocation and Real Property Acquisition**

**Clarification on MBE / WBE Table Above:**

**NOTE:** Under "Minority Business Enterprises" (White Non-Hispanic), "1" was entered because "0" and text was not allowed by IDIS. The number "0" is more accurate because the developer is actually a non-profit corporation. Likewise under "Minority Owners of Rental Property".

**Detail on Table 3 – Resources Made Available**

**Identify the resources made available**

Source of Funds	Source	Resources Made Available	Amount Expended During Program Year
CDBG	855,207 – 2016 Grant	21,957.95 - Program Income	1,067,921.93
		572,551.40 - Carry-over	
HOME	272,717 – 2016 Grant	142,130.77- Program Income	372,095.90
		377,796.03- Carry-over	

**Table 3 - Resources Made Available - Detail**

**CR-20 - Affordable Housing 91.520(b)**

**Evaluation of the jurisdiction's progress in providing affordable housing, including the number and types of families served, the number of extremely low-income, low-income, moderate-income, and middle-income persons served.**

	<b>One-Year Goal</b>	<b>Actual</b>
Number of Homeless households to be provided affordable housing units	0	0
Number of Non-Homeless households to be provided affordable housing units	34	37
Number of Special-Needs households to be provided affordable housing units	0	49
<b>Total</b>	<b>34</b>	<b>86</b>

**Table 11 – Number of Households**

	<b>One-Year Goal</b>	<b>Actual</b>
Number of households supported through Rental Assistance	0	0
Number of households supported through The Production of New Units	1	1
Number of households supported through Rehab of Existing Units	23	74
Number of households supported through Acquisition of Existing Units	10	11
<b>Total</b>	<b>34</b>	<b>86</b>

**Table 12 – Number of Households Supported**

**Discuss the difference between goals and outcomes and problems encountered in meeting these goals.**

Table 12, above, includes information for housing projects completed and closed in PY2016. The City made substantial progress in meeting its 2016 AAP goals. The City does not use CDBG grant funds for new construction. For PY2016, Bryan’s Owner Occupied Housing Assistance Program projected the following: 20 Minor Repair project completions projected – 70 completed; 3 Major Rehabilitation/Reconstruction project completions projected – 4 completed; 10 Down-payment



Assistance project completions projected – 11 completed; 1 New Constuction project completion projected – 1 completed; 1,965 LMI clients projected to receive services by CDBG PSA programs – 2,013 assisted.

Other non-grant funded accomplishments include other affordable housing partners, specifically Habitat for Humanity, who reported 12 new affordable homes begun and/.or completed for first-time, LMI homebuyers, addressing the goal for additional affordable units built, as well as Habitat’s down-payment assistance (interest-free loans) to those buyers, which satisfies the goal of having at least 4 other, non-CDBG funded LMI homebuyers assisted in this program year.

Additionally, other non-CDBG funded accomplishments include for- and not-for-profit efforts on homeless, housing, and non-housing needs locally. Examples include homeless services offered by several agencies, to include: Twin City Mission, Salvation Army, Room for Us All, Emanuel Baptist - Lighthouse Mission, Brazos Valley Coalition for the Homeless, and Project Unity. Other non-CDBG funded services rendered include approximately 80 health and human services agencies that provided needed service using donations and other, non-federal foundation and grant funding. Likewise, several non-CDBG housing providers funded services for affordable and fair-housing opportunities, to include: Bryan Housing Authority, Elder-Aid, Habitat for Humanity, Brazos Valley Council of Governments (Sec-8 Housing vouchers), and the various local LIHTC rental properties.

As noted in Section CR-15, the City also contributes to needs using non-CDBG funds for other needs, to include: infrastructure/public facility improvements, often in LMI areas; code enforcement; recreational activities/facilities, and; economic programs. City-funded code enforcement resulted in 3,943 enforcement actions, 20 demolitions, and approximately 22 other structures repaired or removed by owners, using private funds in response to city ordinances.

**Discuss how these outcomes will impact future annual action plans.**

The outcomes produced by the City of Bryan’s CDBG and HOME funded programs validate needs, goals, and objectives identified in the city’s 2015-19 Consolidated Plan. The substantial progress made in meeting its 2016 AAP program goals allow the City to be on schedule in satisfying its established program outcomes. Specific CDBG and HOME funded annual housing and non-housing goals were achieved, or exceeded during PY2017. In the city’s upcoming 2017-18 Program Year, efforts will continue to ensure that annual program attainments match CP program accomplishments. Based on identified needs over recent years, local housing and non-housing program goals will continue to remain similar in terms of the type assistance needed by clients. Likewise, local public and private organizations and agencies will continue to deliver similar services, adjusted as needed, to satisfy the specific needs for subsequent program years.

**Include the number of extremely low-income, low-income, and moderate-income persons served by each activity where information on income by family size is required to determine the eligibility of the activity.**

<b>Number of Households Served</b>	<b>CDBG Actual</b>	<b>HOME Actual</b>
Extremely Low-income	25	1
Low-income	25	1
Moderate-income	27	7
<b>Total</b>	<b>77</b>	<b>9</b>

**Table 13 – Number of Households Served**

### **Narrative Information**

Table 13, above, includes information for housing projects completed (Table 12) and in progress in PY2016. In its previous reporting period, the City of Bryan expended 99% of its CDBG funds for activities that benefit low- and moderate-income (LMI) persons, exceeding the 70% minimum standard for overall program benefits. Similarly, in this reporting period, 97% of the City’s CDBG funds benefited LMI persons. All HOME activities PY2016-17 program expenditures were directed to and expended on affordable housing activities that benefited LMI persons.

While CDBG funding is often expended to benefit the lowest income persons, HOME funded housing assistance activities sometimes benefit slightly higher-income clients (low- to moderate-income) due to program constraints. In example, for income-eligible clients to utilize the city’s Down-payment Assistance Program for home purchases, they generally must earn near the maximum income allowed to be qualified and approved by mortgage lenders, and to meet other city underwriting requirements. This is particularly true in the local community where limited affordable single-family homes are available for purchase. For this reason, the City often partners with the local Habitat for Humanity affiliate by making the city’s Down-payment Assistance Program available. The combination of Habitat’s much more affordable homes, 0% interest loans, more flexible underwriting, and the City of Bryan’s down-payment assistance, make the dream of homeownership possible the lowest income clients.

## **CR-25 - Homeless and Other Special Needs 91.220(d, e); 91.320(d, e); 91.520(c)**

**Evaluate the jurisdiction's progress in meeting its specific objectives for reducing and ending homelessness through:**

### **Reaching out to homeless persons (especially unsheltered persons) and assessing their individual needs**

The City, a member of the Brazos Valley Coalition for the Homeless (BVCH), was an integral part of the Continuum-of-Care (CoC) process which is tasked with outreach to local homeless persons. Outreach is achieved through BVCH partners, and by **Twin City Mission (TCM)** Staff who partnered with coalition members on the Point-in-Time Count and in identifying needs for supportive services. The City works with a collaboration of agencies through BVCH to establish referral and outreach systems for homeless families to assist in more multi-level case management.

The City and other BVCH members made homeless services available through coalition and member websites continue identifying and providing supportive services and for homeless individuals (see additional CoC information in Attachment 4). Twin City Mission – the region's homeless shelter provider, TCM reached out to homeless persons and provided a variety of services to homeless, at-risk, and abused persons. *The Bridge* program provided emergency shelter and supportive services to assist homeless persons in becoming self-reliant. TCM also maintains a Coordinated Access System (CAS) to provide information and referrals to clients to allow them to access services from other area public service agencies. City of Bryan Community Development staff also completed environmental reviews in support of TCM's Continuum of Care (CoC) grant applications.

**See following list of Brazos Valley Coalition for the Homeless membership:**

**Brazos Valley Coalition for the Homeless  
Regularly Attending Members**

Organization	Type of Organization
Twin City Mission (TCM)	Non-Profit
MHMR	Non-Profit
Brazos Valley Food Bank	Non-Profit
College Station PD	Government
Bryan PD	Government/City
City of Bryan Community Development	Government
DARS	Government
Health Point	Healthcare Network
BCS Habitat for Humanity	Non-Profit
Bryan ISD	School District
Impact Burleson County	Non-Profit
Rebuilding Together	Non-Profit
Project Unity	Non-Profit

Organization	Type of Organization
CSISD Early Head Start	School District
Bryan Housing Authority	Government
College Station Community Development	Government
Brazos Valley Affordable Housing	Non-Profit
Single Moms Created 4 Change	Non-Profit
Brazos County Health Department	Government
BV Center for Independent Living	Non-Profit
College Station Independent School District	School District
BVCOG	Government
Catholic Charities	Non-Profit
Family Promise	Non-profit
United Way 211	Non-Profit
Texas Veterans Commission	Government

**BVCH Membership Table**

**Addressing the emergency shelter and transitional housing needs of homeless persons**

For many years the City of Bryan has supported Twin City Mission (TCM) – the region’s homeless shelter provider. TCM provides a variety of emergency services to homeless, at-risk, and abused persons. *The Bridge* program provides emergency shelter and supportive services to assist homeless persons in becoming self-reliant. TCM also maintains a Coordinated Access System (CAS) to provide information and referrals to clients to allow them to access services from other area public service agencies. *Family Promise*, also an emergency shelter provider, assists in housing placement of homeless clients. The cities of Bryan and College Station as well as many local churches support *Family Promise*, an agency providing shelter, counseling, and referral assistance to homeless families with children. During this reporting period, Family Promise served 122 clients and relocated into a permanent facility, thereby enhancing

their ability to serve local homeless families.

*The Bridge* provided transitional housing to approximately 100 persons, many meeting the definition of Chronically Homeless Persons. In addition to basic necessities, *The Bridge* provided help securing, life skills, transportation, referral to medical services and other supportive services. *The Bridge* also refers potential applicants for rental assistance and case management. In PY2016 *The Bridge* provided services to 694 clients. TCM also partnered with a local for-profit developer through a LIHTC for the HAVEN, a 24-unit housing apartment complex for previously homeless. TCM Housing Services provided rental assistance for 69 individuals and families in PY2017. This included 38 households with 19 children.

**The Emmanuel Lighthouse Mission (ELM)**, operated by the Emmanuel Baptist Church in Bryan, operates a transitional housing shelter for homeless single women. The ELM facility provides a safe environment for women seeking to break free from substance abuse and other harmful additions. The shelter also serves as a transitional housing facility for women being discharged from prison. Women may stay at the shelter for up to one year, and occasionally longer when warranted. ELM serves approximately 15 women annually. *The Bridge* provided help securing, life skills, transportation, referral to medical services and other supportive services. *The Bridge* also refers potential applicants for rental assistance and case management - 682 clients were assisted in this reporting period.

**Project Unity** received contracts from Brazos Valley Council of Governments HIV/AIDS services, which funded case management for clients who are HIV/AIDS positive (Ryan White Foundation - \$294,494; Texas Department of State Health Services - \$209,113; HOPWA program funds - \$44,358; and other private funds) and provided long-term assistance in the form of rental subsidies and short-term help with payment of utilities and rental deposits. Through these and other agency programs, Project Unity staff provided case management services and HOPWA assistance to 13 households representing 27 persons during PY2016. Overall, Project Unity served a total of 501 clients through multiple services offered.

**Helping low-income individuals and families avoid becoming homeless, especially extremely low-income individuals and families and those who are: likely to become homeless after being discharged from publicly funded institutions and systems of care (such as health care facilities, mental health facilities, foster care and other youth facilities, and corrections programs and institutions); and, receiving assistance from public or private agencies that address housing, health, social services, employment, education, or youth needs**

The City of Bryan is a member of BVCH and involved in the CoC process and participated in outreach to local homeless persons. BVCH also collaborates with area agencies through the Community Partnership Board (over 80 members) to establish referral and outreach systems for homeless persons. The Coalitions coordinates with local partners on services and resources and also coordinates with local foster care, healthcare, mental healthcare, and correctional facilities regarding discharge policies to ensure clients are not discharged into homelessness (see additional CoC information in Attachment 4).

As noted above, **The Emmanuel Lighthouse Mission (ELM)** provides a safe environment for women seeking to break free from substance abuse and other harmful additions and serves as a transitional housing facility for women being discharged from prison. Women may stay at the shelter for up to one year, and occasionally longer when warranted. This program served approximately 15 clients during PY2016.

In 2016, United Way of the Brazos Valley continued the **Financial Stability Innovation Fund**. This program, funded by UWBV and **Bank on Brazos Valley (BOBV)** is a funding opportunity for Brazos Valley organizations to receive grant funding and financial education training to provide financial education to current clients. The program is a partnership with seven nonprofit and government organizations working directly with low-to-moderate income clients. These organizations participate in monthly training sessions on financial education topics including budgeting, retirement planning, and credit usage.

As noted above, TCM's *Youth & Family Services* provided referrals to other programs through its *STAR* (Services to At-Risk Youth) program. *STAR* served 663 clients in this reporting period. Finally, in this reporting period, *Phoebe's Home*, a component of TCM's *Domestic Violence Services* program, served 134 women, 122 children, and 2 men in need of emergency shelter or non-residential counseling assistance. Services were provided to 460 non-resident women, children and men. TCM provides donated clothing and furniture to *Transitions* project participants as they move into housing units. TCM partnered with a local for-profit developer through a LIHTC for the HAVEN, a 24-unit permanent housing apartment complex for previously homeless.

**Helping homeless persons (especially chronically homeless individuals and families, families with children, veterans and their families, and unaccompanied youth) make the transition to permanent housing and independent living, including shortening the period of time that individuals and families experience homelessness, facilitating access for homeless individuals and families to affordable housing units, and preventing individuals and families who were recently homeless from becoming homeless again**

TCM's *The Bridge* provided emergency shelter and supportive services to help homeless persons become self-reliant. TCM also maintains a Coordinated Access System (CAS) to provide information /referrals to clients to allow them to access services from other public service agencies. In addition, *The Bridge* assisted with life skills, transportation, referral to medical services and other supportive services and also refers applicants for rental assistance and case management. Additionally, the Brazos County Veteran Service Office is available to assist local homeless veterans in identifying and applying for VA assistance. This office recorded approximately 5,000 office visits by area veterans in PY2016, and assisted approximately 1,500 dependents of veterans. A local veterans service staffer, along with both the cities of Bryan and College Station are members of the BVCH (See City BVCH / CoC involvement information in Attachment 4).

TCM's *Youth & Family Services* provided referrals to other programs through its *STAR* (Services to At-Risk

Youth) program. *STAR* provides free counseling, summer camp, and child abuse prevention services to at-risk youth, up to age 17, and their families and served 663 clients in this reporting period. Additional *STAR* services are the *Universal Child Abuse Prevention (UCAP)* training and parenting classes. Finally, in this reporting period, *Phoebe's Home*, a component of TCM's *Domestic Violence Services* program, served 134 women, 122 children, and 2 men in need of emergency shelter or non-residential counseling assistance. Services were provided to 460 non-resident women, children and men.

TCM provides donated clothing and furniture to *Transitions* project participants as they move into housing units. With the help of volunteers, TCM recycles thousands of pounds of donations annually. In this reporting period, 587,463 pounds of donated items were processed and 13,118 volunteer hours were logged to benefit TCM clients. TCM partnered with a local for-profit developer through a LIHTC for the HAVEN, a 24-unit permanent housing apartment complex for previously homeless.

**Room for Us All, Inc.**, is a local non-profit homeless assistance provider offering supportive services to homeless populations. Assistance is available for a variety of needs, to include: clothing, transportation, food, furniture/household items, resume building, job searching and counseling needs. *Room for Us All* also extends services to families and children during holidays and is often contacted by clients through "word-of-mouth" references. This ministry served approximately 40 clients in PY2016-17. Clients were either homeless or at risk of homelessness.

## **CR-30 - Public Housing 91.220(h); 91.320(j)**

### **Actions taken to address the needs of public housing**

Bryan Housing Authority (BHA) continued meeting the housing needs of low-income families in the area. BHA 2016 Capital Fund Grant (CFP) was awarded in the amount of \$392,834.00. CFP 2016 was originally distributed as follows: Operations \$78,566.80; Management Improvements at \$10,000.00; Administration at \$39,283.40; Fees and Cost of \$5,000.00; Site Improvements at \$129,991.00; and Dwelling Structures \$129,991.00. BHA plans on utilizing funds to continue making property upgrades and to properly maintain the units. The annual CFP was later revised to add site improvements to dwelling structure category in order to implement a roofing project. City of Bryan Community Development staff provides technical assistance on environment review needs for BHA projects.

BHA completed several projects in PY2016 such as addressing excess runoff and drainage on our Ravine property as well as installing new roofing at 3 other BHA properties. BHA provides services for adults, elderly and youth, as well as partners with multiply other agencies, groups and congregations in the community. BHA has the ability to serve up to 300 families and the most recently reported census/occupancy was 97%. BHA also averaged 97% during the most recently completed reporting period.

BHA provides many services for its adult, elderly and young residents and partners with other local agencies and organizations of faith. Summer programs are available to BHA residents and have included: Safe-Sitter training, Hero's for Health, and a partnership with Save-our-Streets (SOS) - a youth program called "On-Location". In addition BHA hosts a "Back-to-School Blitz" and participates in National Night Out events. BHA also hosts 4H clubs and many youth participate in cooking and robotics competitions. BHA's 4H Club also participated in National Night Out to bring awareness to anti-bullying. Additionally, BHA has also participated in *Bank-on-Brazos Valley* events which provides financial literacy training to BHA residents. BHA also hosts a bi-weekly food bank service for BHA residents and other non-BHA residents.

Additionally, the Brazos Valley Council of Governments (BVCOG), the regional administrator of Housing Choice Vouchers (HCV), reported approximately 18,471 vouchers out of a possible 22,824 housing vouchers. The current cost per unit is estimated at \$507. BVCOG has spent 98.4% of available funding from HUD for FY 2016. BVCOG reports an estimated 3-year waiting period for applicants who do not qualify for a priority-preference. Families with a local-priority preference have a waiting period of 2 months.

The HCV Program has one of the largest Family Self-Sufficiency (FSS) Programs in the state and nation. Locally, over 15% of all HUD-assisted families are working toward independence from government assistance. BVCOG reports that 20 new HUD-assisted families graduated off of government assistance through the FSS Program. Once participants have graduated, they often use their escrow savings for assests like homeownership, furthering education, and/or purchasing a vehicle. Through multiple partnerships with several agencies, the program offers resume writing, job search, job readiness, and financial fitness



counselling. This involves group classes about job interviews, dressing for success, and banking and investing. Family Self-Sufficiency participants also go through individual counselling regarding developing a budget, creating and maintaining a savings account, as well as credit repair.

### **Actions taken to encourage public housing residents to become more involved in management and participate in homeownership**

As noted above, many programs and services are available to the youth, adult, and senior residents at BHA. Those activities include: Safe-Sitter training, Hero's for Health, SOS On-Location program. In addition BHA hosted a Back-to-School Blitz and participated in National Night Out, and 4H Club activities and events. Additionally, BHA participated in the local Bank-on-it efforts – Bank-on-Brazos Valley – which provides financial literacy training to BHA residents.

Residents are also encouraged and empowered to participate in decisions related to BHA property and program issues. Key residents are consulted with in determining resident wants and needs related to BHA unit improvements and program enhancements. The City understands that local support for public housing is essential, requiring responsibility and accountability to ensure success.

In terms of homeownership opportunities, and noted in the city's 2015-19 Consolidated Plan, the BHA also makes financial literacy training available to BHA residents. Likewise, various local public and private agencies have budgeting, financial literacy, and home ownership programs and training opportunities for those BHA residents aspiring to become homeowners. In PY2016, one of the City's Downpayment Assistance Program (DPA) applicants was a previous BHA tenant who, through education and assistance from the City of Bryan's DPA program was able to become a homeowner.

Bank-on-Brazos Valley provides its financial literacy training to BHA residents. Bank-on-Brazos Valley's partners collaborate with local non-profits, churches and schools to provide financial education through workshops, training sessions, and one-on-one counseling. These financial literacy skills are critical to LMI persons hoping to achieve homeownership. Likewise the City, through its efforts with the DASH (Decent, Affordable, and Safe Housing) committee and through the CPB (Community Partnership Board) agencies, financial literacy, affordable housing, and homeowner training and opportunities are being made available.

### **Actions taken to provide assistance to troubled PHAs**

The Bryan Housing Authority (BHA) is **not** designated as "troubled" under 24 CFR 902. BHA is currently designated as a "High-Performing" public housing authority.

## **CR-35 - Other Actions 91.220(j)-(k); 91.320(i)-(j)**

**Actions taken to remove or ameliorate the negative effects of public policies that serve as barriers to affordable housing such as land use controls, tax policies affecting land, zoning ordinances, building codes, fees and charges, growth limitations, and policies affecting the return on residential investment. 91.220 (j); 91.320 (i)**

In reviewing its own policies, the Jurisdiction has found no city-created barriers to affordable housing. While development regulations protect the safety and welfare of the public, a balance must be established between societal and environmental goals and housing affordability. Efforts continued locally to encourage development and preservation of affordable housing. Affordable undeveloped property, along with rising construction material and labor costs, were the main hindrance to development of affordable housing locally. Additionally, clouded or fragmented title to property often renders otherwise potential affordable housing developments infeasible. City staff worked regularly with property owners, taxing entities, for- and not-for profit developers (i.e. Habitat and CHDOs) and city departments on strategies to facilitate and expedite new affordable housing locally.

In Bryan, construction of new housing or renovation of existing housing is inexpensive in terms of development and inspection fees, meaning that costs do not inhibit development of affordable units. Development standards facilitate the development of both market and affordable residential units. In PY2016, the city avoided duplication between local jurisdictions and ordinances by having ordinances enforced solely by the city so as to reduce costs. Additionally, zoning allows for minimally sized lots which accommodate development of affordable housing.

Building fees are generally less than recommendations by national associations. In PY2016, Bryan used a single fee based on square footage and valuation with one permit cost. Further, fees for city-sponsored affordable housing projects were waived for non-profit developers, and city liens were waived for nonprofit developers acquiring property which has outstanding liens for code enforcement actions such as mowing and demolition. Development expenses were also minimal in terms of housing construction and renovation costs.

Finally, the City maintains an inter-department group - Bryan's first Rehabilitation Committee -that identifies obstacles and explores ways to enhance local development, including infill housing, infrastructure, demolition, and other affordable housing initiatives. City CDS staff provided several infill presentations regarding housing needs, primarily in older neighborhoods, to other city boards / committees, including Planning and Zoning, Bryan Business Council, and the Community Development Advisory Committee.

**Actions taken to address obstacles to meeting underserved needs. 91.220(k); 91.320(j)**

An ongoing obstacle is lack of funds. Accordingly, the City has over the years created a portfolio of loans from past activities that now provide income for additional housing activities. The City, and

partners, collaborated to ensure effective delivery of services and the Community Partnership Board (over 80 service agencies), met regularly to ensure cross-agency communication and to eliminate duplication in services. The City assisted partners in finding funding and preparing applications. Likewise, the local Homeless Coalition brought together CoC providers to leverage capacity and funds. As the Committee Chair, City staff reviewed the BVCH's CoC applications and provided technical assistance on various grants, including HUD Rapid Rehousing, Supportive Housing/Transitions and HMIS Expansion. Bryan also provided technical assistance and annual consistency review for BHA, as well as environmental review for BHA's funding. Other than PY2016 PSA funded agencies, collaboration efforts included:

United Way - *Community Impact Grants* - 18 nonprofits, awarded \$333,000; the *State Employee Campaign* raised -\$570,000 for 30 agencies; *2-1-1 Texas* -22,000 calls for: information, referrals, and provided data to decision-makers. The *Financial Stability Innovation Fund* is a partnership with four nonprofit and government organizations working directly with low-to-moderate income clients to provide training on financial education topics including budgeting, retirement planning, and credit usage.

MHMR - Mary Lake Peer Support Center, provided self-advocacy, education, weekly outings, and socialization, case management, supported employment, intake/diagnosis, day rehabilitation, emergency services, medical and respite care, jail diversion, and case management under the Texas Correctional Office on Offenders with Medical or Mental Impairments - served 58 clients.

Brazos Valley Rehabilitation Center - Counseling and Case Management - served 186 unduplicated clients providing a variety of services, to include: Medicaid, SNAP, and TANF as well as transportation, and clinical emotional support.

Brazos Valley Community Action Agency - Meals on Wheels- 1,020 clients received 132,00 meals; Head Start and Early Head Start- 534 clients; Utility Assistance- 10,470 clients; WIC- 7,600 monthly visits; Weatherization- 74 housing units weatherized; CSBG Case Management- 83 clients transitioned out of poverty,333 clients stabilized.

Brazos Valley Food Bank – distributed 6,680,420 pounds of food to 43,000 persons through 38 agencies. Assisted clients included those served through: Children's Programs - distributed approximately 45,000 Backpack bags to over 1,900 children and 450 bags or boxed meals to 1,050 household members; Senior Outreach Program - 8,335 meal bags to 331 seniors.

Junction Five-0-Five serves developmentally disabled clients by providing counseling, work skills, and job coaching to help clients gain employment. In this reporting period the agency served 148 clients and had approximately 1,700 hours of volunteer time donated to the program and its clients.

Brazos Valley Center for Independent living (BVCIL), a non-profit agency providing a variety of services to disabled person, to include information and referrals, social services, transportation, and life skill assistance.

**Actions taken to reduce lead-based paint hazards. 91.220(k); 91.320(j)**

Bryan has emphasized lead-based paint (LBP) counseling and awareness in all its programs. All Down Payment and Closing Cost assistance for pre-1978 properties in the first time homebuyer program requires LBP counseling as well as testing and remediation.

The City also maintains a continued focus on the hazards of lead-based paint and the need for lead-based paint testing and appropriate remediation actions on housing rehabilitation projects. Additionally, the City continues to work with public service agencies caring for or providing services to families with children to reduce lead-based hazards in the community. Based on the latest available data (2016 data from the Texas Department of State Health Services), 10 out of 1,645 Bryan children under the age of 15 years of age tested for elevated blood lead levels were found to have elevated levels ( $\geq 10$  micrograms per deciliter), as shown in the attached chart. Note that Texas Department of State Health Services has recently begun reporting for both  $\geq 5$  and  $\geq 10$  micrograms per deciliter, however the following table uses the later range to allow comparison of data with previous reports which only used the  $\geq 10$  micrograms per deciliter range.

The following strategies related to the City’s Community Development programs are ongoing:

- Provide public information and education regarding lead-based paint.
- Integrate lead hazard evaluation and reduction activities into all housing activities.
- Provide training and certification opportunities for Community Development staff to manage lead-based paint impacted projects.

<b>Zip Codes</b>	<b>Children Tested</b>	<b>Children Elevated</b>
77801	312	<5
77802	251	<5
77803	741	5
77805	20	0
77806	10	<5
77807	167	0
77808	134	<5
77842	0	0
<b>Total</b>	<b>1,635</b>	<b>10</b>

**Source:** Texas Dept. of State Health Services – Childhood Lead Poisoning Program (2016 Data)

**Texas Childhood Lead Poisoning Data**

## **Actions taken to reduce the number of poverty-level families. 91.220(k); 91.320(j)**

The City's anti-poverty strategy includes the following components: Expand the inventory of safe, decent, affordable dwellings available to low-income residents; Fund public service activities that enhance quality of life and encourage self-sufficiency for low-income residents; Create jobs for low-income residents by providing technical assistance to businesses creating jobs targeting low-income persons, with an emphasis on living wage jobs, and; Fund activities allowing children to develop their maximum potential and leave the poverty environment. Additionally, Bank-on-Brazos Valley coordinates financial literacy programs for youth and families, as well as financial management targeting low- and moderate-income households.

Efforts to reduce poverty directly link to housing and non-housing efforts. Affordable, accessible, safe and efficient housing is important for financial stability and promotes self-reliance. Similarly, non-housing efforts provide the support necessary for LMI persons to develop self-sufficiency and avoid poverty or, if already at poverty levels, transition out of poverty. The City regularly provides the maximum public service agency allocation allowed, thereby making services available to address poverty, and its related issues. In PY2016, the City disbursed CDBG and HOME funds for the following (details on fund amounts and persons served found under CR-05):

### **CDBG**

**Homeowner Housing Assistance:** Major rehabilitation/reconstruction, minor repair, handicap accessibility, voluntary demolition, homebuyer assistance.

**Public Service Agency Funding:** Bryan Parks and Recreation Summer Camp Program; MHMR of Brazos Valley Mary Lake Peer Support Center; Voices for Children Court Appointed Advocate Program, Catholic Charities of Central Texas Financial Stability Program; and Brazos Maternal and Child Health Prenatal Clinic.

### **HOME**

**Home Owner Housing Assistance:** Major rehabilitation/reconstruction, homebuyer assistance.

**Down Payment Assistance/Acquisition:** Down-payment assistance.

**Community Housing Development Organizations (CHDO):** Affordable housing development.

As noted elsewhere in this report, many other local housing and non-housing agencies provide services using non-CDBG/HOME funds. These entities are familiar with the City's CP goals and often coordinate efforts with partner agencies using HUD formula grants. For example, the local Community Partnership Board, representing approximately 80 agencies, helps identify, prioritize and deliver needed services

locally. As reported in this report, other charitable housing providers, for-profit developers, state funded agencies, and subsidized housing developers also contribute to poverty reducing efforts locally.

**Actions taken to develop institutional structure. 91.220(k); 91.320(j)**

The City of Bryan coordinates and administers the affordable housing, supportive housing, homeless, and non-housing community development strategies through its Community Development Services Department. The department acts as a liaison with community groups, public institutions, non-profit organizations, and private industry to share information, identify resources and opportunities, and coordinate activities when possible.

Several formal organizations and committees exist to aid in this coordination: the Community Partnership Board, the United Way of the Brazos Valley, the Brazos Valley Council of Governments, Texas A&M University, Blinn Junior College, the Economic Development Council, the Small Business Administrative Office, the Bryan College Station Community Health Center Coalition, the Brazos Valley Health Partnership, the Brazos Valley Affordable Housing Corporation, the Brazos Valley Coalition for the Homeless, the Chamber of Commerce, Habitat for Humanity, the Information and Referral Advisory Board, the Texas Agriculture Extension Office, the United Way Board, the Bryan Housing Authority, the Community Development Advisory Committee, Bank-on-Brazos Valley, Financial Fitness Center, and the Joint Relief Funding Review Committee.

Staff will continue to participate in these organizations as well as cooperate with and provide individual technical assistance to others.

**Actions taken to enhance coordination between public and private housing and social service agencies. 91.220(k); 91.320(j)**

The Community Development Services Department of the City of Bryan is the lead agency for the 5-Year Consolidated Plan and all subsequent Annual Action Plans. City staff worked closely with all housing and non-housing recipients of funds through the 2016-17 Annual Action Plan to achieve the stated results. As noted elsewhere in this report, many other non-CDBG / HOME organizations are also collaborated with to ensure efficient allocation of resources and to avoid program overlap and duplication of services. Following are PY2016 efforts and collaborations had between the City of Bryan and its local partners:

**Housing Agencies:** City staff coordinated efforts with the Bryan Housing Authority, Brazos Valley Development Council, City of College Station, Texas Department of Housing and Community Affairs, U.S. Dept. of HUD, the Brazos Valley Community Action Agency, Brazos Valley Council of Governments (Section 8 Housing Voucher Program), Mental Health and Mental Retardation of Brazos Valley, Brazos Valley Habitat for Humanity, the Brazos Valley Affordable Housing Corporation, local certified CHDOs, the newly formed Brazos County Housing Coalition, and other public and private housing entities to enhance program delivery of decent, safe, efficient, and affordable housing.

**Social Service Coordination:** Bryan and College Station, Texas, both entitlement communities, jointly operated the Joint Relief Funding Review Committee whose task it was to review all CDBG public service funding applications for the two cities and provide the respective city councils with recommendations for use of the funds. This activity eliminates duplicated requests and provides a quality review of needs and resources for the larger Bryan-College Station community. In this reporting period the cities jointly held multiple public meetings, perform numerous site visits, and held several public hearings to ensure appropriate funding of local public service agency programs. Staff also coordinated with CHI St. Joseph's Hospital and its Client Tracker (software) to better coordinate services and resources for housing and social services needs.

Two CDBG application workshops were held for non-profit agency staff and several workshops for CDBG recipient's Board of Directors members during Board meetings throughout the year. Staff worked with the Community Partnership Board, a coalition of area non-profits to reduce duplication of services and provide better coordination of services in the area. Staff served on several committees that have been established to provide information and referral access, education, training and fundraising for area non-profits. Staff also assisted Project Unity and other organizations in grant proposals. Staff, as part of the Information and Referral (I&R) Committee, provided technical support to United Way, including several group meetings, and other pertinent agencies that provide I&R; including many city departments.

**Public Housing:** The City of Bryan appoints the board for the Bryan Housing Authority (BHA). City of Bryan representatives meet regularly with BHA staff to discuss operating procedures, concerns of residents, and to outline ways the City can provide additional technical assistance. The City, through Bank-on-Brazos Valley coordinates financial literacy training and education to BHA residents. The City also provides a plan consistency review for BHA grant applications and annual budget reviews.

**Identify actions taken to overcome the effects of any impediments identified in the jurisdictions analysis of impediments to fair housing choice. 91.520(a)**

To affirmatively further fair housing, Bryan has adopted a Fair Housing Ordinance under Chapter 58, Article II of the city's Code of Ordinances and conducts an Analysis of Impediments to Fair Housing Choice update every 5 years to coincide with the CP process. During PY2015 and to satisfy to satisfy recommendations set out in its 2016 Fair Housing Narrative Statement (FHNS), the City took the following actions **(also see FHEO Activity Table following):**

- Fair Housing educational and outreach activities through public service announcements to ensure a greater distribution of bilingual materials. Source of Funds: CDBG – Administrative and City of Bryan Public Communication General Funds.
- Rehabilitation and reconstruction programs and worked to identify areas where the City's Capital Improvements funding could be leveraged with federal funds. Source of Funds: CDBG – Administrative and project funds.
- Marketed housing rehabilitation and reconstruction programs. Source of Funds: CDBG – Administrative funds, and City of Bryan Public Communication General Funds.

- Reviewed / evaluated advertising for housing providers, lenders, and insurers and provided. Source of Funds: CDBG – Administrative funds.
- Fair housing educational and outreach activities targeted toward housing providers, lenders, and insurers. Source of Funds: CDBG – Administrative funds.
- Monitor development activity such as rezoning applications, building permits, and Housing Tax Credit applications. Source of Funds: CDBG – Administrative funds.
- Monitor case law in relation to this zoning classification. Source of Funds: CDBG – Administrative funds.
- Monitor proposed changes to City ordinances regarding conflict with fair housing laws. Source of Funds: CDBG – Administrative funds.
- Monitor Mortgage Disclosures rules on affordable housing issues. Source of Funds: CDBG – Administrative funds.
- Counseled minority Down Payment Assistance applicants regarding credit education and submission of loan applications. Admin. funds, and HOME housing project funds (Down Payment Assistance).
- Promoted Homebuyer Counseling to minority applicants. Source of Funds: CDBG – Administrative funds.
- Engaged mortgage lenders through committees such as the City’s Brazos Valley Bank on It program to promote lending to minority applicants. Source of Funds: CDBG – City General funds / Special Project funds.

#### **CDBG funding of Fair Housing activities by others**

The City of Bryan accepts applications for CDBG funding from eligible public service agencies, including agencies working to further fair housing.

#### **In-kind contributions in support of Fair Housing**

- The following are in-kind contributions in support of fair housing provided by the City of Bryan (also see following chart):
- Webpage link to Dept. of HUD fair housing information.
- Participation in the Homebuyer Education Coalition.
- Display of the Fair Housing Poster prominently in office, and on promotional materials.
- Technical assistance to public and private affordable housing advocates and agencies.
- Utilization of Affirmative Marketing Policies throughout the community.
- Staff encouragement of lender use of non-traditional client loan qualifying and loan products..
- City bi-lingual staff in to assist applicants and in marketing efforts.



DATE	OUTREACH EFFORT / EVENT	AVAILABLE TO:	MEDIA or VENUE
11/16/2016	BVCOG Health Fair - Housing Programs and Fair Housing Info	Public	BV Council of Governments Offices
1/31/2017	City of Bryan Lunch and Learn CDBG/HOME Programs and Fair Housing Info	Public	Bryan Municipal Building
2/7/2017	FHEO Presentation	Twin City Mission Case Managers	Twin City Mission Offices
March 2017	Online Survey Providing Info on CD Programs and Fair Housing	Public	<a href="https://www.surveymonkey.com/r/BryanCD2017">https://www.surveymonkey.com/r/BryanCD2017</a>
2/23/2017	Public Notice Legal Ad Referencing FHEO Info	Public	Bryan-College Station Eagle Newspaper
3/9/2017	CDAC Public Hearing on Fair Housing and Affirmative Marketing	Public	Bryan Municipal Building
4/21/2017	CD Week Celebration and CDBG/HOME Programs and Fair Housing Info	Developers and Contractors	College Station Council Chambers
4/25/2017	FHEO Presentation	BVCOG Section 8 Landlords	BV Council of Governments Offices
5/10/2017	Senior Resource Fair Housing Programs and Fair Housing Info	Seniors	Brazos County Expo Center
5/16/2017	Interfaith Clergy Presentation Included Fair Housing Info	Local Clergy	Texas A&M Hillel Center
6/15/2017	Public Notice Legal Ad Referencing FHEO Info	Public	Bryan-College Station Eagle Newspaper
June 2017	YouTube / Television PSA (English & Spanish) outreach for Public Hearings and FHEO Info	Public	<a href="https://www.youtube.com/watch?v=seQC4uvzVl">https://www.youtube.com/watch?v=seQC4uvzVl</a> <a href="https://www.youtube.com/watch?v=p-ihK8vdBXY">https://www.youtube.com/watch?v=p-ihK8vdBXY</a>
June 2017	PSA Notices to Texas-211 and Community Partnership Board for agency notification	Public	Texas-211 and Community Partnership Board
6/29/2017	CDAC Public Hearing on Fair Housing and Affirmative Marketing	Public	Bryan Municipal Building
7/11/2017	City Council Regular Meeting 2017 AAP including FHEO Info	Public	Bryan Municipal Building
9/14/2017	CDAC Regular Meeting Programs and FHEO Info	Public	Neal Recreation Center
9/19/2017	Interfaith Clergy Program CD Programs Presentation	Interfaith Community	Covenant Presbyterian Church College Station, Texas
9/21/2017	Planning & Zoning Committee CD Programs presentation	Public	Bryan Municipal Building

**FHEO Activity Table – 2016 CAPER**

## **CR-40 - Monitoring 91.220 and 91.230**

**Describe the standards and procedures used to monitor activities carried out in furtherance of the plan and used to ensure long-term compliance with requirements of the programs involved, including minority business outreach and the comprehensive planning requirements**

The City of Bryan's Community Development Services Department continuously monitors programs and activities to ensure compliance with city/state/federal regulations and policies. Monitoring focuses on the following areas - financial, environmental, and programmatic. In previous program years, the City revised policies and procedures to address these requirements, including revised completion project dates, extension policies, tracking system process to ensure compliance of the four year completion date, timely draw process, technical assistance policy for property conversion (owner occupied to rental), CHDO capacity to provide evidence of development experience, underwriter review, developer capacity assessment, and neighborhood market conditions policies/procedures. City monitoring efforts focus on the following areas: Sub-recipient Monitoring; Section 3 Compliance; Labor Standards, and; Anti-displacement and Relocation Compliance.

For a detail outline of City monitoring policies, see "[Program Monitoring Standards and Procedures](#)" listed in the Attachments section of the 2016 Consolidated Annual Performance and Evaluation Report.

## **Citizen Participation Plan 91.105(d); 91.115(d)**

**Describe the efforts to provide citizens with reasonable notice and an opportunity to comment on performance reports.**

The public comment period for the 2016 Consolidated Annual Performance and Evaluation Report (CAPER) was announced by a public notice in the *Bryan/ College Station Eagle* on December 6, 2017 (see notice and affidavit of publication in Attachment 5). The fifteen-day public comment period began on December 7, 2017 and lasted through December 21, 2017, during which a copy of the 2016 CAPER was made available for review at the City of Bryan's Community Development Services Office, 405 W. 28th Street in Bryan during regular office hours of 8:00 A.M. - 5:00 P.M. Copies were also available during regular office hours of 8:00 A.M. - 5:00 P.M at the City of Bryan's City Secretary's Office, 300 S. Texas Ave. in Bryan, and at the Clara B. Mounce Public Library, 201 E. 26th Street in Bryan during the library's regularly scheduled hours. During this public comment period, written or verbal comments related to the 2016 CAPER were accepted. There were no comments received during the public comment period.

**CR-45 - CDBG 91.520(c)**

**Specify the nature of, and reasons for, any changes in the jurisdiction's program objectives and indications of how the jurisdiction would change its programs as a result of its experiences.**

The City of Bryan made no changes to its CDBG/HOME program objectives. The jurisdiction's evaluation of current Consolidated Plan strategies suggests that goals and objectives outlined in the City of Bryan's 2015-19 Consolidated Plan remain relevant and appropriate to identified local needs as compared to programs and services available locally. The jurisdiction's advisory committee, city council, and program staff regularly review and evaluate program appropriateness and effectiveness. These reviews and evaluations will continue in upcoming program years.

**Does this Jurisdiction have any open Brownfields Economic Development Initiative (BEDI) grants?**

No

**[BEDI grantees] Describe accomplishments and program outcomes during the last year.**

**CR-50 - HOME 91.520(d)**

**Include the results of on-site inspections of affordable rental housing assisted under the program to determine compliance with housing codes and other applicable regulations**

Please list those projects that should have been inspected on-site this program year based upon the schedule in §92.504(d). Indicate which of these were inspected and a summary of issues that were detected during the inspection. For those that were not inspected, please indicate the reason and how you will remedy the situation.

The HOME regulations at 24 CFR 92.504(d) require that on-site inspections must occur within 12 months after project completion and at least once every 3 years thereafter during the period of affordability. The City of Bryan has provided HOME assistance for the construction of 21 affordable rental projects which are still within their affordability periods. Of those, 3 were required to be inspected during this program year. All are single-family rental units. Inspections were scheduled and conducted on all of the required units to determine whether they remained in compliance with Uniform Physical Conditions Standards (UPCS) and City of Bryan codes and ordinances. All inspected units were found to be in compliance, with no deficiencies noted.. No follow-up inspections were necessary. The following projects were inspected:

705 E. Pruitt St.

704 Leonard Rd.

707 Leonard Rd.

**Provide an assessment of the jurisdiction's affirmative marketing actions for HOME units. 92.351(b)**

The Participating Jurisdiction ensures that all HOME funded developments are affirmatively marketed in accordance with its Affirmative Fair Housing Marketing Plan, Affirmative Marketing Policy, and Implementing Procedures (see full Plan in the Attachments to this report). In accordance with Section 92.351 of the Home Program, and in furtherance of the City of Bryan’s commitment to non-discrimination and equal opportunity in housing, the City has established procedures to affirmatively market units constructed or rehabilitated through the City’s affordable housing programs. Owners, builders and developers offering properties assisted by the City of Bryan Community Development Services Department are required to comply with the City’s affirmative marketing requirement on all units sold or leased under the program.

It is the position of the City of Bryan that individuals of similar economic levels in the same housing market area should have available to them a like range of housing choices regardless of their race , color, religion, sex, disability, familial status, age, and national origin. The City of Bryan is committed to the goals of affirmative marketing which was implemented through the Community Development Services Department's Affordable Housing Assistance Programs. These goals are achieved through the following procedures:

- Informing the public, potential tenants, and owners about Federal Fair Housing Laws and Affirmative Marketing Policies
- Inform persons of all racial, ethnic and gender groups of unit availability
- Attract and solicit applications for assistance from persons not likely to apply without special outreach
- Record Keeping
- Assessment and Corrective Actions

### Affirmative Marketing Techniques

Six HOME funded Down Payment Assistance projects involving Habitat for Humanity units were completed during the program year: 67% percent of those assisted were Hispanic; 33% were Female Head of House; 17% were Black; and 33% were very low-income households. The City advertises and promotes housing programs in both Spanish and English in multiple media venues (television, radio, online surveys; websites; and social media platforms. Habitat's homeownership programs also use a variety of affirmative marketing methods to promote program availability, to include: project signage, news article placement in the local newspaper and TV, and sponsorship of many community events and service projects.

Construction of one HOME-assisted elderly rental unit at 1015 Bittle Lane was completed by a CHDO (ElderAid) during the program year. Affirmative marketing was utilized while making the property available for lease.

Community Development programmatic outreach efforts this year included providing programs, grant, and fair housing information through several venues, including: radio and TV; CDAC Public Hearings; participation in the BVCOG Community Health Fair and Senior Resource Fair; Online Survey on CD Programs and Fair Housing; City's Lunch and Learn CDBG/HOME presentation; PSA Notices to Texas-211; Interfaith Clergy Presentation ncluded Fair Housing Info; hosting a Contractors Breakfast, developer technical assistance, maintaining a supply of flyers and applications at the public library, and many other efforts and venues listed in the FHEO Table under Section CR-35 of this report.

### **Refer to IDIS reports to describe the amount and use of program income for projects, including the number of projects and owner and tenant characteristics**

In PY2016, \$142,130.77 was made available and \$87,294.00 of program income was used for Home Owner Housing Assistance activities, and or Down Payment Assistance activities. In this reporting period, the City utilized HOME grant allocations and program income to fund programs addressing local affordable housing needs, to include the following completed project totals:

**Home Owner Housing Assistance** - 3 households provided major housing reconstruction.

**Down Payment Assistance/Acquisition** (\$85,000.00 allocated) - 5 households provided down-payment assistance with additional projects in progress at year’s end.

**Community Housing Development Organizations (CHDO)** (\$40,908.00 allocated) - 1 CHDO developed new affordable senior rental unit was developed in PY2016 using PY2014-15 and PY2015-16 funds.

Owner characteristics for households served in completed HOME projects activities, are as follows:

Ethnicity	Race		Totals
	White	Black	
Non-Hispanic	0	5	5
Hispanic	4	0	4
<b>Totals</b>	<b>4</b>	<b>5</b>	<b>9</b>

Extremely Low-Income	Low-Income	Moderate-Income
1	1	7

**Owner Characteristics for Completed HOME Activities- 2016 CAPER**

**Describe other actions taken to foster and maintain affordable housing. 91.220(k) (STATES ONLY: Including the coordination of LIHTC with the development of affordable housing). 91.320(j)**

The City continued its commitment to preserving and maintaining existing affordable housing as identified in its 2015-19 CP. In the process of addressing needs the City, in cooperation with local partners, worked to: Reduce isolation of income groups by decentralizing housing opportunities and revitalizing deteriorating neighborhoods; Expand the supply of decent, safe and affordable housing through the rehabilitation of existing residential property; Conserve energy resources by providing weatherization technical assistance to low to moderate-income persons; Expand home ownership opportunities for very

low, low and moderate-income persons; Provide housing and supportive services for special needs populations. Consequently, 2016-17 CDBG and HOME funds were available for use to address these needs and those identified in the 2015-19 CP through the following activities:

**Housing Infrastructure/Re-development Assistance** - Technical assistance to private developers building single-family residential units.

**Home Owner Housing Assistance** - Rehabilitation or reconstruction of substandard, low-income owner occupied homes.

**Down Payment Assistance** - Closing cost; down payment and technical assistance for homebuyers, to include Habitat for Humanity clients.

**New Housing Construction Assistance** - Assistance to developers of affordable housing including CHDO and Habitat projects, senior/special needs housing, LIHTC developments.

**Minor Home Repair** –Assistance to low-income, home owners with urgent and minor repairs.


**Voluntary Clearance/Demolition** – Assistance in the removal of vacant and dilapidated structures, thereby addressing blight and promoting redevelopment

**Voluntary Acquisition** – Assistance in the identification and acquisition of property that can be used for future development of affordable housing

In PY2016 HOME funds expended for affordable housing and related expenses totaled \$372,095.90 (including administration) and included many of the above noted 2016-17 CP activities. The total includes current year expenditures drawn in IDIS. These funds leveraged an estimated \$591,900 from other private funds, fee waivers, and mortgage lending proceeds. The City also continued to partner and support local non-profit housing and service providers to improve the quality, quantity, and availability of affordable housing stock locally, including: Bryan Housing Authority (subsidized units); Brazos Valley Council of Governments (Housing Choice Vouchers); Habitat for Humanity (homeownership opportunities); Elder-Aid (affordable senior housing); Brazos Valley Affordable Housing Corporation (various housing programs); local CHDOs, and other public and private housing developers. Participated in the Brazos County Housing Coalition Committee by providing technical assistance in determining housing needs. Also participated in the Brazos Valley Homeless Coalition and Home Builders Association and the Brazos Valley Housing Consortium, which is focused on expanding access to housing for the disabled.







U.S. Department of Housing and Urban Development  
 Office of Community Planning and Development  
 Integrated Disbursement and Information System  
 CDBG Activity Summary Report (GPR) for Program Year 2016  
 BRYAN

Date: 20-Dec-2017  
 Time: 17:16  
 Page: 1

PGM Year: 1994  
 Project: 0002 - CONVERTED CDBG ACTIVITIES  
 IDIS Activity: 2 - CDBG COMMITTED FUNDS ADJUSTMENT

Status: Open 3/3/2003 12:00:00 AM  
 Location: ,  
 Objective:  
 Outcome:  
 Matrix Code: General Program Administration (21A) National Objective:

Initial Funding Date: 01/01/1994

Description:

Financing

	Fund Type	Grant Year	Grant	Funded Amount	Drawn In Program Year	Drawn Thru Program Year
		Pre-2015		\$6,992,020.58	\$0.00	\$0.00
		1989	B89MC480006		\$0.00	\$730,000.00
		1990	B90MC480006		\$0.00	\$689,000.00
		1991	B91MC480006		\$0.00	\$770,000.00
		1992	B92MC480006		\$0.00	\$796,000.00
		1993	B93MC480006		\$0.00	\$1,023,000.00
		1994	B94MC480006		\$0.00	\$1,113,000.00
		1995	B95MC480006		\$0.00	\$1,131,000.00
		1996	B96MC480006		\$0.00	\$740,020.58
		1999	B99MC480006		\$0.00	\$0.00
		2004	B04MC480006		\$0.00	\$0.00
<b>Total</b>	<b>Total</b>			<b>\$6,992,020.58</b>	<b>\$0.00</b>	<b>\$6,992,020.58</b>

Proposed Accomplishments

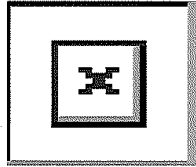
Actual Accomplishments

Number assisted:

	Owner		Renter		Total		Person	
	Total	Hispanic	Total	Hispanic	Total	Hispanic	Total	Hispanic
White:					0	0		
Black/African American:					0	0		
Asian:					0	0		
American Indian/Alaskan Native:					0	0		
Native Hawaiian/Other Pacific Islander:					0	0		
American Indian/Alaskan Native & White:					0	0		
Asian White:					0	0		
Black/African American & White:					0	0		

PR03 - BRYAN

Page: 1 of 52



U.S. Department of Housing and Urban Development  
 Office of Community Planning and Development  
 Integrated Disbursement and Information System  
 CDBG Activity Summary Report (GPR) for Program Year 2016  
 BRYAN

Date: 20-Dec-2017  
 Time: 17:16  
 Page: 2

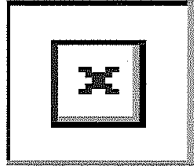
American Indian/Alaskan Native & Black/African American:					0	0		
Other multi-racial:					0	0		
Asian/Pacific Islander:					0	0		
Hispanic:					0	0		
<b>Total:</b>	<b>0</b>	<b>0</b>	<b>0</b>	<b>0</b>	<b>0</b>	<b>0</b>	<b>0</b>	<b>0</b>

Female-headed Households:

<i>Income Category:</i>				
	<b>Owner</b>	<b>Renter</b>	<b>Total</b>	<b>Person</b>
Extremely Low			0	
Low Mod			0	
Moderate			0	
Non Low Moderate			0	
Total	0	0	0	0
Percent Low/Mod				

**Annual Accomplishments**

No data returned for this view. This might be because the applied filter excludes all data.



U.S. Department of Housing and Urban Development  
 Office of Community Planning and Development  
 Integrated Disbursement and Information System  
 CDBG Activity Summary Report (GPR) for Program Year 2016  
 BRYAN

Date: 20-Dec-2017  
 Time: 17:16  
 Page: 3

**PGM Year:** 2014  
**Project:** 0002 - Home Owner Assistance CDBG  
**IDIS Activity:** 935 - Housing Assistance

**Status:** Completed 11/16/2016 12:00:00 AM  
**Location:** 1107 E 28th St Bryan, TX 77803-4704

**Objective:** Provide decent affordable housing  
**Outcome:** Affordability  
**Matrix Code:** Rehab; Single-Unit Residential (14A) **National Objective:** LMH

**Initial Funding Date:** 12/03/2014

**Description:**

This Activity addresses the Affordable Housing Strategy in the 2010-2015 (15 minor repair accomplishment goals); and 2015-19 Consolidated Plan, specifically Objective 1, Strategy 1.1, and under the Home Owner Housing Assistance Project, and provides for a minimum of 20 minor repair assistance projects (2015-2019 plan) to eligible homeowners with housing health and safety issues and/or handicap accessibility needs.

Funding is CDBG and potentially program income and provides for the minor repair costs, staff program delivery cost, and other related project activity costs.

**Financing**

	Fund Type	Grant Year	Grant	Funded Amount	Drawn in Program Year	Drawn Thru Program Year
CDBG	EN	Pre-2015		\$495,043.78	\$0.00	\$0.00
		2013	B13MC480006		\$0.00	\$18,055.13
		2014	B14MC480006		\$0.00	\$476,988.65
	PI			\$66,632.60	\$0.00	\$66,632.60
<b>Total</b>	<b>Total</b>			<b>\$561,676.38</b>	<b>\$0.00</b>	<b>\$561,676.38</b>

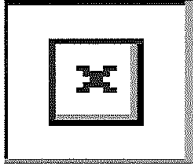
**Proposed Accomplishments**

Housing Units : 35

**Actual Accomplishments**

Number assisted:

	Owner		Renter		Total		Person	
	Total	Hispanic	Total	Hispanic	Total	Hispanic	Total	Hispanic
White:	20	13	0	0	20	13	0	0
Black/African American:	40	0	0	0	40	0	0	0
Asian:	0	0	0	0	0	0	0	0
American Indian/Alaskan Native:	0	0	0	0	0	0	0	0
Native Hawaiian/Other Pacific Islander:	0	0	0	0	0	0	0	0
American Indian/Alaskan Native & White:	0	0	0	0	0	0	0	0
Asian White:	0	0	0	0	0	0	0	0
Black/African American & White:	0	0	0	0	0	0	0	0
American Indian/Alaskan Native & Black/African American:	0	0	0	0	0	0	0	0
Other multi-racial:	0	0	0	0	0	0	0	0




U.S. Department of Housing and Urban Development  
 Office of Community Planning and Development  
 Integrated Disbursement and Information System  
 CDBG Activity Summary Report (GPR) for Program Year 2016  
 BRYAN

Date: 20-Dec-2017  
 Time: 17:16  
 Page: 4

Asian/Pacific Islander:	0	0	0	0	0	0	0	0
Hispanic:	0	0	0	0	0	0	0	0
<b>Total:</b>	<b>60</b>	<b>13</b>	<b>0</b>	<b>0</b>	<b>60</b>	<b>13</b>	<b>0</b>	<b>0</b>
Female-headed Households:	47		0		47			
<i>Income Category:</i>								
	<b>Owner</b>	<b>Renter</b>	<b>Total</b>	<b>Person</b>				
Extremely Low	27	0	27	0				
Low Mod	18	0	18	0				
Moderate	15	0	15	0				
Non Low Moderate	0	0	0	0				
Total	60	0	60	0				
Percent Low/Mod	100.0%		100.0%					

**Annual Accomplishments**

<b>Years</b>	<b>Accomplishment Narrative</b>	<b># Benefitting</b>
2014	Provided funding for Housing Assistance program for program management and rehabilitation of eligible and qualified households within the city limits of Bryan, Texas. Funds provided costs for construction, soft costs, project management/program delivery staff costs for 21 households. Also see HUD activity 913 for current year's minor repair accomplishments. the 2014 annual goal is 15 (5 year plan) with 21 units being completed in the 2014 report year this activity.	
2015	Housing assistance program including minor repair, technical assistance and staff program delivery for eligible qualified households within the city limits of Bryan Texas. Eligible qualified households were providing pre-assessment, application assistance, construction assistance, and project management to close out each project. The 5 year plan states 20 as the annual minor repair goal with 46 units being accomplished and closed in the 2015 program year. This activity had a payable for the 15 program year drawn after 9/30/2016, which will make the activity show in the next PR03 (2016). All accomplishments were completed in the 2014 and 2015 CAPER years.	



U.S. Department of Housing and Urban Development  
 Office of Community Planning and Development  
 Integrated Disbursement and Information System  
 CDBG Activity Summary Report (GPR) for Program Year 2016  
 BRYAN

Date: 20-Dec-2017

Time: 17:16

Page: 5

**PGM Year:** 2014  
**Project:** 0002 - Home Owner Assistance CDBG  
**IDIS Activity:** 950 - Demolition Fairview

**Status:** Completed 12/19/2017 12:00:00 AM  
**Location:** 719 Fairview St Bryan, VA 77803-5612

**Objective:** Provide decent affordable housing  
**Outcome:** Availability/accessibility  
**Matrix Code:** Clearance and Demolition (04)

**National Objective:** SBS

**Initial Funding Date:** 08/21/2015

**Description:**

Demolition of dilapidated property donated to the City for elimination of slum and blight and potential redevelopment.

**Financing**

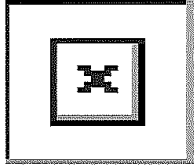
	Fund Type	Grant Year	Grant	Funded Amount	Drawn In Program Year	Drawn Thru Program Year
CDBG	EN	Pre-2015		\$1,516.42	\$0.00	\$0.00
		2014	B14MC480006		(\$1,817.89)	\$1,516.42
<b>Total</b>	<b>Total</b>			<b>\$1,516.42</b>	<b>(\$1,817.89)</b>	<b>\$1,516.42</b>

**Proposed Accomplishments**

Housing Units : 1

**Annual Accomplishments**

Years	Accomplishment Narrative	# Benefiting
2015	Clearance/demolition completed on one vacated dilapidated house utilizing partial funds granted from a local bank and CDBG funds.	
	This activity had an overdraw in the 2015/2016 year and there fore had to remain open to correct the overdraw in the 2016/2017 year, which was done. The activity was not closed until after the end of the 2016/2017 year, which will make it show on the current year's GPR 2017/2018.	



U.S. Department of Housing and Urban Development  
 Office of Community Planning and Development  
 Integrated Disbursement and Information System  
 CDBG Activity Summary Report (GPR) for Program Year 2016  
 BRYAN

Date: 20-Dec-2017  
 Time: 17:16  
 Page: 6

**PGM Year:** 2015  
**Project:** 0003 - Bryan Parks & Recreation Summer Camp  
**IDIS Activity:** 956 - Summer Camp Program  
**Status:** Completed 11/16/2016 12:00:00 AM  
**Location:** 1309 E. Martin Luther King Blvd Bryan, TX 77803-7437  
**Objective:** Create suitable living environments  
**Outcome:** Availability/accessibility  
**Matrix Code:** Youth Services (05D) **National Objective:** LMC

**Initial Funding Date:** 12/22/2015

**Description:**

Bryan Parks and Recreation Summer Camp Program (interdepartmental funding), \$35,000.00 contract and \$2,540 program delivery for total activity costs - Includes eligible operating expenses for partial salaries/benefits, supplies, equipment, transportation and field trips. Offered in 5 Bryan low and moderate-income neighborhood parks, providing educational, social, and recreational activities to approximately 650 unduplicated clients. CDBG represents approximately 35% of this activity's funding.

**Financing**

	Fund Type	Grant Year	Grant	Funded Amount	Drawn In Program Year	Drawn Thru Program Year
CDBG	EN	2015	B15MC480006	\$37,540.00	\$0.00	\$37,540.00
<b>Total</b>	<b>Total</b>			<b>\$37,540.00</b>	<b>\$0.00</b>	<b>\$37,540.00</b>

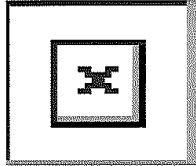
**Proposed Accomplishments**

People (General) : 650

**Actual Accomplishments**

Number assisted:

	Owner		Renter		Total		Person	
	Total	Hispanic	Total	Hispanic	Total	Hispanic	Total	Hispanic
White:	0	0	0	0	0	0	272	202
Black/African American:	0	0	0	0	0	0	321	20
Asian:	0	0	0	0	0	0	4	2
American Indian/Alaskan Native:	0	0	0	0	0	0	5	2
Native Hawaiian/Other Pacific Islander:	0	0	0	0	0	0	0	0
American Indian/Alaskan Native & White:	0	0	0	0	0	0	6	3
Asian White:	0	0	0	0	0	0	3	0
Black/African American & White:	0	0	0	0	0	0	35	3
American Indian/Alaskan Native & Black/African American:	0	0	0	0	0	0	6	0
Other multi-racial:	0	0	0	0	0	0	6	4
Asian/Pacific Islander:	0	0	0	0	0	0	0	0
Hispanic:	0	0	0	0	0	0	0	0
<b>Total:</b>	<b>0</b>	<b>0</b>	<b>0</b>	<b>0</b>	<b>0</b>	<b>0</b>	<b>658</b>	<b>236</b>



U.S. Department of Housing and Urban Development  
 Office of Community Planning and Development  
 Integrated Disbursement and Information System  
 CDBG Activity Summary Report (GPR) for Program Year 2016  
 BRYAN

Date: 20-Dec-2017  
 Time: 17:16  
 Page: 7


Female-headed Households: 0 0 0

*Income Category:*

	Owner	Renter	Total	Person
Extremely Low	0	0	0	487
Low Mod	0	0	0	31
Moderate	0	0	0	96
Non Low Moderate	0	0	0	44
Total	0	0	0	658
Percent Low/Mod				93.3%

**Annual Accomplishments**

Years	Accomplishment Narrative	# Benefiting
2015	The summer parks program serves low and moderate income children for 6 weeks during the summer. Activities offered will include arts crafts, sport related group games, field trips, skate park access, tennis, swimming, free lunches, and a mentoring program. The program provides structured activities for youth that may be home or seeking options during the summer. Total activity funding was \$37,540 which includes a contract amount for \$35,000 and program delivery for \$2,540.00. This activity was not closed until after the 2015/2016 year ended due to a payable, which led it to appear on the 2016/2017 year.	



U.S. Department of Housing and Urban Development  
 Office of Community Planning and Development  
 Integrated Disbursement and Information System  
 CDBG Activity Summary Report (GPR) for Program Year 2016  
 BRYAN

Date: 20-Dec-2017  
 Time: 17:16  
 Page: 8

**PGM Year:** 2015  
**Project:** 0004 - Big Brothers Big Sisters Program  
**IDIS Activity:** 957 - Big Brothers Big Sisters

**Status:** Completed 11/14/2016 12:00:00 AM  
**Location:** 315 Tauber St College Station, TX 77840-1348

**Objective:** Create suitable living environments  
**Outcome:** Availability/accessibility  
**Matrix Code:** Youth Services (05D)

**National Objective:** LMC

**Initial Funding Date:** 12/22/2015

**Description:**

Big Brothers, Big Sisters of South Texas \$15,000.00 for contract and \$2,540.00 for CD staff program delivery. This program provides for eligible expenses for a Mentoring Program matching at-risk youth with volunteer mentors to build relationships and help teach positive decision making skills. Program will serve an estimated 69 unduplicated clients. CDBG represents approximately 20% of activity's funding.

**Financing**

	Fund Type	Grant Year	Grant	Funded Amount	Drawn in Program Year	Drawn Thru Program Year
CDBG	EN	2015	B15MC480006	\$17,540.00	\$0.00	\$17,540.00
<b>Total</b>	<b>Total</b>			<b>\$17,540.00</b>	<b>\$0.00</b>	<b>\$17,540.00</b>

**Proposed Accomplishments**


People (General) : 125

**Actual Accomplishments**

Number assisted:

	Owner		Renter		Total		Person	
	Total	Hispanic	Total	Hispanic	Total	Hispanic	Total	Hispanic
White:	0	0	0	0	0	0	52	28
Black/African American:	0	0	0	0	0	0	66	0
Asian:	0	0	0	0	0	0	0	0
American Indian/Alaskan Native:	0	0	0	0	0	0	1	0
Native Hawaiian/Other Pacific Islander:	0	0	0	0	0	0	0	0
American Indian/Alaskan Native & White:	0	0	0	0	0	0	0	0
Asian White:	0	0	0	0	0	0	0	0
Black/African American & White:	0	0	0	0	0	0	23	4
American Indian/Alaskan Native & Black/African American:	0	0	0	0	0	0	0	0
Other multi-racial:	0	0	0	0	0	0	1	0
Asian/Pacific Islander:	0	0	0	0	0	0	0	0
Hispanic:	0	0	0	0	0	0	0	0
<b>Total:</b>	<b>0</b>	<b>0</b>	<b>0</b>	<b>0</b>	<b>0</b>	<b>0</b>	<b>143</b>	<b>32</b>





U.S. Department of Housing and Urban Development  
Office of Community Planning and Development  
Integrated Disbursement and Information System  
CDBG Activity Summary Report (GPR) for Program Year 2016  
BRYAN

Date: 20-Dec-2017

Time: 17:16

Page: 9


Female-headed Households: 0 0 0

*Income Category:*

	Owner	Renter	Total	Person
Extremely Low	0	0	0	95
Low Mod	0	0	0	19
Moderate	0	0	0	18
Non Low Moderate	0	0	0	11
Total	0	0	0	143
Percent Low/Mod				92.3%

**Annual Accomplishments**

<b>Years</b>	<b>Accomplishment Narrative</b>	<b># Benefiting</b>
2015	<p>Provided funding for eligible public service agency program expenditures for Big Brothers Big Sisters. The BBBS program provides mentoring through screening volunteer mentors, matching appropriate volunteer to child. Expenditures included partial salaries for match specialist. Agency provided quarterly reports for fundraising, narrative, and unduplicated clients served.</p> <p>This activity was not closed until after the end of the 2015/2016 year due to a payable, which lead it to appear on the 16/17 GPR.</p>	



U.S. Department of Housing and Urban Development  
 Office of Community Planning and Development  
 Integrated Disbursement and Information System  
 CDBG Activity Summary Report (GPR) for Program Year 2016  
 BRYAN

Date: 20-Dec-2017  
 Time: 17:16  
 Page: 10

**PGM Year:** 2015  
**Project:** 0005 - Family Promise  
**IDIS Activity:** 958 - Family Promise

**Status:** Completed 11/14/2016 12:00:00 AM  
**Location:** 1806 Wilde Oak Cir Bryan, TX 77802-3432

**Objective:** Create suitable living environments  
**Outcome:** Availability/accessibility  
**Matrix Code:** Operating Costs of Homeless/AIDS Patients Programs (03T)

**National Objective:** LMC

**Initial Funding Date:** 12/23/2015

**Description:**

Family Promise of Bryan-College Station, Case Management Program, \$20,000.00 contract and \$2,540.00 program delivery. This activity provides for eligible contract labor expenses for a case manager for individuals who are seeking shelter and services. Program extends case management services for 2 years following housing placement of homeless clients. The program will serve an estimated 95 unduplicated clients. CDBG represents 100% of this activity's funding.

**Financing**

	Fund Type	Grant Year	Grant	Funded Amount	Drawn In Program Year	Drawn Thru Program Year
CDBG	EN	2015	B15MC480006	\$22,540.00	\$0.00	\$22,540.00
<b>Total</b>	<b>Total</b>			<b>\$22,540.00</b>	<b>\$0.00</b>	<b>\$22,540.00</b>


**Proposed Accomplishments**

People (General) : 69

**Actual Accomplishments**

Number assisted:

	Owner		Renter		Total		Person	
	Total	Hispanic	Total	Hispanic	Total	Hispanic	Total	Hispanic
White:	0	0	0	0	0	0	30	13
Black/African American:	0	0	0	0	0	0	85	3
Asian:	0	0	0	0	0	0	0	0
American Indian/Alaskan Native:	0	0	0	0	0	0	0	0
Native Hawaiian/Other Pacific Islander:	0	0	0	0	0	0	0	0
American Indian/Alaskan Native & White:	0	0	0	0	0	0	0	0
Asian White:	0	0	0	0	0	0	0	0
Black/African American & White:	0	0	0	0	0	0	1	0
American Indian/Alaskan Native & Black/African American:	0	0	0	0	0	0	0	0
Other multi-racial:	0	0	0	0	0	0	0	0
Asian/Pacific Islander:	0	0	0	0	0	0	0	0
Hispanic:	0	0	0	0	0	0	0	0




U.S. Department of Housing and Urban Development  
 Office of Community Planning and Development  
 Integrated Disbursement and Information System  
 CDBG Activity Summary Report (GPR) for Program Year 2016  
 BRYAN

Date: 20-Dec-2017  
 Time: 17:16  
 Page: 11

<b>Total:</b>	<b>0</b>	<b>0</b>	<b>0</b>	<b>0</b>	<b>0</b>	<b>0</b>	<b>116</b>	<b>16</b>	
Female-headed Households:	0		0		0				
<i>Income Category:</i>									
	<b>Owner</b>	<b>Renter</b>	<b>Total</b>						<b>Person</b>
Extremely Low	0	0	0						111
Low Mod	0	0	0						0
Moderate	0	0	0						5
Non Low Moderate	0	0	0						0
Total	0	0	0						116
Percent Low/Mod									100.0%

**Annual Accomplishments**

Years	Accomplishment Narrative	# Benefiting
2015	Family Promise provides through Case Management program, case management services for low to moderate income individuals within a family to provide encourage stability of the family after leaving the agency's short term emergency shelter program. Eligible expenditures were for a contract (\$20,000.00 case manager to follow clients after they have left the shelter for a period of two years and for program delivery (\$2,540.00) for a total of \$22,540.00. Activity was not closed till after year end 2015/2016 so activity was included in 2016/2017 GPR although contract closed and no expenditures.	



U.S. Department of Housing and Urban Development  
 Office of Community Planning and Development  
 Integrated Disbursement and Information System  
 CDBG Activity Summary Report (GPR) for Program Year 2016  
 BRYAN

Date: 20-Dec-2017  
 Time: 17:16  
 Page: 12

**PGM Year:** 2015  
**Project:** 0006 - Twin City Mission The Bridge  
**IDIS Activity:** 959 - Twin City Mission The Bridge

**Status:** Completed 11/14/2016 12:00:00 AM  
**Location:** 410 S Randolph Ave Bryan, TX 77803-3162

**Objective:** Create suitable living environments  
**Outcome:** Availability/accessibility  
**Matrix Code:** Operating Costs of Homeless/AIDS Patients Programs (03T)      **National Objective:** LMC

**Initial Funding Date:** 12/23/2015

**Description:**

The activity, Twin City Mission The Bridge Case Manager/Client Assistance program (contract \$15,556.70 and \$2,540.30 program delivery estimated) provides for eligible operating expenses of the program including partial salary/benefits and client assistance items (such as eye glasses, prescriptions, clothing etc.) and provides a self sufficiency and life skills program.

Funded amount provides for staff program delivery.

**Financing**

	Fund Type	Grant Year	Grant	Funded Amount	Drawn In Program Year	Drawn Thru Program Year
CDBG	EN	2015	B15MC480006	\$18,097.00	\$0.00	\$18,097.00
<b>Total</b>	<b>Total</b>			<b>\$18,097.00</b>	<b>\$0.00</b>	<b>\$18,097.00</b>


**Proposed Accomplishments**

People (General) : 525

**Actual Accomplishments**

Number assisted:

	Owner		Renter		Total		Person	
	Total	Hispanic	Total	Hispanic	Total	Hispanic	Total	Hispanic
White:	0	0	0	0	0	0	378	90
Black/African American:	0	0	0	0	0	0	276	13
Asian:	0	0	0	0	0	0	1	0
American Indian/Alaskan Native:	0	0	0	0	0	0	5	2
Native Hawaiian/Other Pacific Islander:	0	0	0	0	0	0	0	0
American Indian/Alaskan Native & White:	0	0	0	0	0	0	3	0
Asian White:	0	0	0	0	0	0	0	0
Black/African American & White:	0	0	0	0	0	0	11	1
American Indian/Alaskan Native & Black/African American:	0	0	0	0	0	0	1	1
Other multi-racial:	0	0	0	0	0	0	9	5
Asian/Pacific Islander:	0	0	0	0	0	0	0	0
Hispanic:	0	0	0	0	0	0	0	0
<b>Total:</b>	<b>0</b>	<b>0</b>	<b>0</b>	<b>0</b>	<b>0</b>	<b>0</b>	<b>684</b>	<b>112</b>



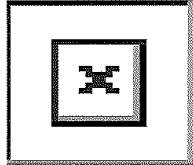
U.S. Department of Housing and Urban Development  
 Office of Community Planning and Development  
 Integrated Disbursement and Information System  
 CDBG Activity Summary Report (GPR) for Program Year 2016  
 BRYAN

Date: 20-Dec-2017  
 Time: 17:16  
 Page: 13

Female-headed Households:	0	0	0	
<i>Income Category:</i>				
	<b>Owner</b>	<b>Renter</b>	<b>Total</b>	<b>Person</b>
Extremely Low	0	0	0	641
Low Mod	0	0	0	33
Moderate	0	0	0	8
Non Low Moderate	0	0	0	2
Total	0	0	0	684
Percent Low/Mod	99.7%			

**Annual Accomplishments**

Years	Accomplishment Narrative	# Benefitting
2015	TCM provides through the Shelter Case Manager/Client Assistance program, services to reduce homelessness and bridge the gap between emergency shelter and permanent housing. TCM will provide these services by providing for the salary and benefits of the Case Manager, through CDBG funding and other stated resources in the request for proposal application. The Bridge program will include, but not be limited to: case management by assessment of strengths and needs, treatment planning, information and referral, skills training, employment development; and client assistance. Total public service activity funding was \$18,097.00 (includes \$15,556.70 for the contract and \$2540.30 for program delivery). Activity closed after year end leading it to show on the 2016/2017 GPR, although contract was closed out and no expenditures in 16/17 year.	



U.S. Department of Housing and Urban Development  
 Office of Community Planning and Development  
 Integrated Disbursement and Information System  
 CDBG Activity Summary Report (GPR) for Program Year 2016  
 BRYAN

Date: 20-Dec-2017  
 Time: 17:16  
 Page: 14

**PGM Year:** 2015  
**Project:** 0007 - Unity Partners, Safe Harbour  
**IDIS Activity:** 960 - Project Unity Safe Harbour  
**Status:** Completed 11/14/2016 12:00:00 AM  
**Location:** 4001 E 29th St Ste 114 Bryan, TX 77802-4211  
**Objective:** Create suitable living environments  
**Outcome:** Availability/accessibility  
**Matrix Code:** Child Care Services (05L) **National Objective:** LMC

**Initial Funding Date:** 12/23/2015

**Description:**

Unity Partners dba Project Unity, Safe Harbour Supervised Visitation Program, \$30,000.00 contract and \$2,542.00 on estimated program delivery. This program provides for eligible expenses, including personnel and security costs of a public service program. The program provides supervised court ordered visitation between non-custodial parents and children in a safe environment and also parenting education, support groups and case management. The program will serve an estimated 385 unduplicated clients. CDBG represents 31% of budget.

**Financing**

	Fund Type	Grant Year	Grant	Funded Amount	Drawn In Program Year	Drawn Thru Program Year
CDBG	EN	2015	B15MC480006	\$32,542.00	\$0.00	\$32,542.00
<b>Total</b>	<b>Total</b>			<b>\$32,542.00</b>	<b>\$0.00</b>	<b>\$32,542.00</b>


**Proposed Accomplishments**

People (General) : 385

**Actual Accomplishments**

Number assisted:

	Owner		Renter		Total		Person	
	Total	Hispanic	Total	Hispanic	Total	Hispanic	Total	Hispanic
White:	0	0	0	0	0	0	304	65
Black/African American:	0	0	0	0	0	0	38	0
Asian:	0	0	0	0	0	0	0	0
American Indian/Alaskan Native:	0	0	0	0	0	0	0	0
Native Hawaiian/Other Pacific Islander:	0	0	0	0	0	0	0	0
American Indian/Alaskan Native & White:	0	0	0	0	0	0	3	1
Asian White:	0	0	0	0	0	0	4	0
Black/African American & White:	0	0	0	0	0	0	11	0
American Indian/Alaskan Native & Black/African American:	0	0	0	0	0	0	0	0
Other multi-racial:	0	0	0	0	0	0	0	0
Asian/Pacific Islander:	0	0	0	0	0	0	0	0



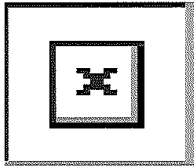
U.S. Department of Housing and Urban Development  
 Office of Community Planning and Development  
 Integrated Disbursement and Information System  
 CDBG Activity Summary Report (GPR) for Program Year 2016  
 BRYAN

Date: 20-Dec-2017  
 Time: 17:16  
 Page: 15

Hispanic:	0	0	0	0	0	0	0	0
<b>Total:</b>	<b>0</b>	<b>0</b>	<b>0</b>	<b>0</b>	<b>0</b>	<b>0</b>	<b>360</b>	<b>66</b>
Female-headed Households:	0		0		0			
<i>Income Category:</i>								
	<b>Owner</b>	<b>Renter</b>	<b>Total</b>	<b>Person</b>				
Extremely Low	0	0	0	158				
Low Mod	0	0	0	28				
Moderate	0	0	0	86				
Non Low Moderate	0	0	0	88				
Total	0	0	0	360				
Percent Low/Mod				75.6%				

**Annual Accomplishments**

<b>Years</b>	<b>Accomplishment Narrative</b>	<b># Benefiting</b>
2015	Unity Partners dba Project Unity provides needed supervision of trained staff and volunteers for non-custodial parent and children visitations to clients whose visitations by the non-custodial parent have been court ordered. The program provided services through CDBG funding including but not limited to, supervised visitation and parent supporting services for fragile families through providing parenting education, assisting the development of shared parenting plans, fathering support groups and provision of supervised visitations between non-custodial parent and children in a safe, child friendly environment in case of court-ordered visits that require supervision of trained staff and volunteers. Contract expenditures included \$30,000.00 for Coordinator's salary and benefits and \$2,542.00 for a total of \$32,542.00. Activity closed after year end, leading the activity to be included in the 2016/2017 GPR although contract closed and no expenditures after the 2015/2016 year.	



U.S. Department of Housing and Urban Development  
 Office of Community Planning and Development  
 Integrated Disbursement and Information System  
 CDBG Activity Summary Report (GPR) for Program Year 2016  
 BRYAN

Date: 20-Dec-2017  
 Time: 17:16  
 Page: 16

**PGM Year:** 2015  
**Project:** 0001 - Home Owner Housing Assistance  
**IDIS Activity:** 961 - Housing Assistance CDBG  
**Status:** Completed 12/6/2017 12:00:00 AM  
**Location:** 2105 Kendall Way Bryan, TX 77803-3494  
**Objective:** Provide decent affordable housing  
**Outcome:** Affordability  
**Matrix Code:** Rehab; Single-Unit Residential (14A) **National Objective:** LMH

**Initial Funding Date:** 12/23/2015

**Description:**

Housing assistance program provides funding and/or technical assistance to improve and increase affordable housing stock for very low, low and moderate income households and special needs populations.  
 Provide direct programs including major rehabilitation/reconstruction 2 annually, minor repairs 20 annually (health/safety concerns and handicap accessibility).

**Financing**

	Fund Type	Grant Year	Grant	Funded Amount	Drawn In Program Year	Drawn Thru Program Year
CDBG	EN	2015	B15MC480006	\$305,912.92	\$294,640.26	\$305,912.92
<b>Total</b>	<b>Total</b>			<b>\$305,912.92</b>	<b>\$294,640.26</b>	<b>\$305,912.92</b>

**Proposed Accomplishments**

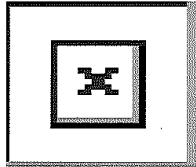
Housing Units : 40

**Actual Accomplishments**

Number assisted:

	Owner		Renter		Total		Person	
	Total	Hispanic	Total	Hispanic	Total	Hispanic	Total	Hispanic
White:	9	5	0	0	9	5	0	0
Black/African American:	18	0	0	0	18	0	0	0
Asian:	0	0	0	0	0	0	0	0
American Indian/Alaskan Native:	0	0	0	0	0	0	0	0
Native Hawaiian/Other Pacific Islander:	0	0	0	0	0	0	0	0
American Indian/Alaskan Native & White:	0	0	0	0	0	0	0	0
Asian White:	0	0	0	0	0	0	0	0
Black/African American & White:	0	0	0	0	0	0	0	0
American Indian/Alaskan Native & Black/African American:	0	0	0	0	0	0	0	0
Other multi-racial:	0	0	0	0	0	0	0	0
Asian/Pacific Islander:	0	0	0	0	0	0	0	0
Hispanic:	0	0	0	0	0	0	0	0
<b>Total:</b>	<b>27</b>	<b>5</b>	<b>0</b>	<b>0</b>	<b>27</b>	<b>5</b>	<b>0</b>	<b>0</b>






U.S. Department of Housing and Urban Development  
 Office of Community Planning and Development  
 Integrated Disbursement and Information System  
 CDBG Activity Summary Report (GPR) for Program Year 2016  
 BRYAN

Date: 20-Dec-2017  
 Time: 17:16  
 Page: 17

Female-headed Households:			23	0	23
<i>Income Category:</i>					
	<b>Owner</b>	<b>Renter</b>	<b>Total</b>		<b>Person</b>
Extremely Low	11	0	11		0
Low Mod	12	0	12		0
Moderate	4	0	4		0
Non Low Moderate	0	0	0		0
Total	27	0	27		0
Percent Low/Mod	100.0%		100.0%		

**Annual Accomplishments**

Years	Accomplishment Narrative	# Benefitting
2015	Project was open in the 2015/2016 year, but funds were primarily dispersed in the 2016/2017 year for the minor repair program providing safety and health repairs up to \$5,000 annually for program costs including construction, soft costs and program delivery.	
2016	Housing assistance program including minor repair, technical assistance and staff program delivery for eligible qualified households within the city limits of Bryan, Texas. Eligible qualified households were provided pre-assessment, application assistance, construction assistance, and project management to close out each project. The 5 year plan states 20 as the annual minor repair goal with 27 units being accomplished (70 total in IDIS Activities 961 and 983 combined) and closed in the 2016 program year, after year end.	



U.S. Department of Housing and Urban Development  
 Office of Community Planning and Development  
 Integrated Disbursement and Information System  
 CDBG Activity Summary Report (GPR) for Program Year 2016  
 BRYAN

Date: 20-Dec-2017  
 Time: 17:16  
 Page: 18

**PGM Year:** 2015  
**Project:** 0002 - Administration CDBG  
**IDIS Activity:** 962 - Administrative CDBG  
**Status:** Completed 11/14/2016 12:00:00 AM  
**Location:** ,

**Objective:**  
**Outcome:**  
**Matrix Code:** General Program Administration (21A)      **National Objective:**

**Initial Funding Date:** 12/23/2015

**Description:**

Administrative expenses related to administration of CDBG and HOME programs. These include, but are not limited to, housing programs, public service agency programs, public facility project management, neighborhood preservation, economic development and general operating expenses.  
 Activity closed after year end 2015/2016 due to payables.

**Financing**

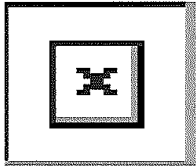
	Fund Type	Grant Year	Grant	Funded Amount	Drawn In Program Year	Drawn Thru Program Year
CDBG	EN	2015	B15MC480006	\$170,750.61	\$0.00	\$170,750.61
<b>Total</b>	<b>Total</b>			<b>\$170,750.61</b>	<b>\$0.00</b>	<b>\$170,750.61</b>

**Proposed Accomplishments**

**Actual Accomplishments**

*Number assisted:*

	Owner		Renter		Total		Person	
	Total	Hispanic	Total	Hispanic	Total	Hispanic	Total	Hispanic
White:					0	0		
Black/African American:					0	0		
Asian:					0	0		
American Indian/Alaskan Native:					0	0		
Native Hawaiian/Other Pacific Islander:					0	0		
American Indian/Alaskan Native & White:					0	0		
Asian White:					0	0		
Black/African American & White:					0	0		
American Indian/Alaskan Native & Black/African American:					0	0		
Other multi-racial:					0	0		
Asian/Pacific Islander:					0	0		
Hispanic:					0	0		
<b>Total:</b>	<b>0</b>	<b>0</b>	<b>0</b>	<b>0</b>	<b>0</b>	<b>0</b>	<b>0</b>	<b>0</b>



U.S. Department of Housing and Urban Development  
Office of Community Planning and Development  
Integrated Disbursement and Information System  
CDBG Activity Summary Report (GPR) for Program Year 2016  
BRYAN

Date: 20-Dec-2017

Time: 17:16

Page: 19

Female-headed Households:


0

*Income Category:*

	Owner	Renter	Total	Person
Extremely Low			0	
Low Mod			0	
Moderate			0	
Non Low Moderate			0	
Total	0	0	0	0
Percent Low/Mod				

**Annual Accomplishments**

No data returned for this view. This might be because the applied filter excludes all data.



U.S. Department of Housing and Urban Development  
 Office of Community Planning and Development  
 Integrated Disbursement and Information System  
 CDBG Activity Summary Report (GPR) for Program Year 2016  
 BRYAN

Date: 20-Dec-2017  
 Time: 17:16  
 Page: 20

**PGM Year:** 2014  
**Project:** 0002 - Home Owner Assistance CDBG  
**IDIS Activity:** 972 - CDRC08 - CDBG Reconstruction

**Status:** Completed 12/15/2017 12:00:00 AM  
**Location:** 2303 Staunton Dr Bryan, TX 77803-0535

**Objective:** Provide decent affordable housing  
**Outcome:** Sustainability  
**Matrix Code:** Rehab; Single-Unit Residential (14A)      **National Objective:** LMH

**Initial Funding Date:** 05/27/2016

**Description:**

CDBG Reconstruction under Home Owner Assistance Program of a new, single-family, 1,166 square foot, 2 bedroom home for an elderly, (1 member)single female household. The replacement dwelling will be constructed on the same site as the existing dilapidated structure.

**Financing**

	Fund Type	Grant Year	Grant	Funded Amount	Drawn In Program Year	Drawn Thru Program Year
CDBG	EN	Pre-2015		\$45,825.93	\$0.00	\$0.00
		2014	B14MC480006		\$36,068.04	\$45,825.93
		2015	B15MC480006	\$92,497.72	\$92,497.72	\$92,497.72
	PI			\$20,087.44	\$12,438.18	\$20,087.44
<b>Total</b>	<b>Total</b>			<b>\$158,411.09</b>	<b>\$141,003.94</b>	<b>\$158,411.09</b>


**Proposed Accomplishments**

Housing Units : 1

**Actual Accomplishments**

Number assisted:

	Owner		Renter		Total		Person	
	Total	Hispanic	Total	Hispanic	Total	Hispanic	Total	Hispanic
White:	0	0	0	0	0	0	0	0
Black/African American:	1	0	0	0	1	0	0	0
Asian:	0	0	0	0	0	0	0	0
American Indian/Alaskan Native:	0	0	0	0	0	0	0	0
Native Hawaiian/Other Pacific Islander:	0	0	0	0	0	0	0	0
American Indian/Alaskan Native & White:	0	0	0	0	0	0	0	0
Asian White:	0	0	0	0	0	0	0	0
Black/African American & White:	0	0	0	0	0	0	0	0
American Indian/Alaskan Native & Black/African American:	0	0	0	0	0	0	0	0
Other multi-racial:	0	0	0	0	0	0	0	0
Asian/Pacific Islander:	0	0	0	0	0	0	0	0
Hispanic:	0	0	0	0	0	0	0	0



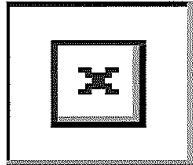
U.S. Department of Housing and Urban Development  
 Office of Community Planning and Development  
 Integrated Disbursement and Information System  
 CDBG Activity Summary Report (GPR) for Program Year 2016  
 BRYAN

Date: 20-Dec-2017  
 Time: 17:16  
 Page: 21

<b>Total:</b>	<b>1</b>	<b>0</b>	<b>0</b>	<b>0</b>	<b>1</b>	<b>0</b>	<b>0</b>	<b>0</b>
Female-headed Households:	1		0		1			
<i>Income Category:</i>								
	<b>Owner</b>	<b>Renter</b>	<b>Total</b>	<b>Person</b>				
Extremely Low	1	0	1	0				
Low Mod	0	0	0	0				
Moderate	0	0	0	0				
Non Low Moderate	0	0	0	0				
Total	1	0	1	0				
Percent Low/Mod	100.0%		100.0%					

**Annual Accomplishments**

Years	Accomplishment Narrative	# Benefiting
2015	Provided Home Owner's Assistance to one single family owner occupied household for the 2015 year including application process, bidding process/procurement, preliminary soft costs, and partial construction at year end. Total spent includes program delivery and program income utilized on this activity. Activity will be complete in the 2016/2017 year.	
2016	Major reconstruction completed on eligible owner occupied house for the 2016/2017 program year, utilizing \$12,438.18 in program income in the program year. Expenditures included all construction, soft cost and program delivery. Activity was not closed out until after year end (after 9/30/2017) but no expenditures in the 2017/2018 year.	



U.S. Department of Housing and Urban Development  
 Office of Community Planning and Development  
 Integrated Disbursement and Information System  
 CDBG Activity Summary Report (GPR) for Program Year 2016  
 BRYAN

Date: 20-Dec-2017  
 Time: 17:16  
 Page: 22

**PGM Year:** 2015  
**Project:** 0012 - CDBG Housing Assistance Program  
**IDIS Activity:** 981 - Direct Homeownership Assistance

**Status:** Completed 10/11/2017 12:00:00 AM  
**Location:** 1511 W 28th St Bryan, TX 77803-2304

**Objective:** Provide decent affordable housing  
**Outcome:** Affordability  
**Matrix Code:** Direct Homeownership Assistance (13)

**National Objective:** LMH

**Initial Funding Date:** 09/29/2016

**Description:**

CDBG Homebuyer Assistance under Home Owner Assistance Program acquisition of a newly constructed single-family, 5 bedroom home.

**Financing**

	Fund Type	Grant Year	Grant	Funded Amount	Drawn In Program Year	Drawn Thru Program Year
CDBG	EN	2015	B15MC480006	\$8,510.16	\$221.79	\$8,510.16
<b>Total</b>	<b>Total</b>			<b>\$8,510.16</b>	<b>\$221.79</b>	<b>\$8,510.16</b>

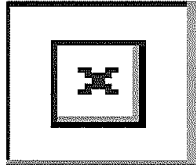
**Proposed Accomplishments**

Households (General) : 1

**Actual Accomplishments**

Number assisted:

	Owner		Renter		Total		Person	
	Total	Hispanic	Total	Hispanic	Total	Hispanic	Total	Hispanic
White:	1	1	0	0	1	1	0	0
Black/African American:	0	0	0	0	0	0	0	0
Asian:	0	0	0	0	0	0	0	0
American Indian/Alaskan Native:	0	0	0	0	0	0	0	0
Native Hawaiian/Other Pacific Islander:	0	0	0	0	0	0	0	0
American Indian/Alaskan Native & White:	0	0	0	0	0	0	0	0
Asian White:	0	0	0	0	0	0	0	0
Black/African American & White:	0	0	0	0	0	0	0	0
American Indian/Alaskan Native & Black/African American:	0	0	0	0	0	0	0	0
Other multi-racial:	0	0	0	0	0	0	0	0
Asian/Pacific Islander:	0	0	0	0	0	0	0	0
Hispanic:	0	0	0	0	0	0	0	0
<b>Total:</b>	<b>1</b>	<b>1</b>	<b>0</b>	<b>0</b>	<b>1</b>	<b>1</b>	<b>0</b>	<b>0</b>
Female-headed Households:	0		0		0			



U.S. Department of Housing and Urban Development  
Office of Community Planning and Development  
Integrated Disbursement and Information System  
CDBG Activity Summary Report (GPR) for Program Year 2016  
BRYAN

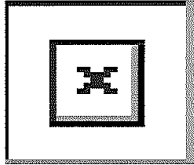
Date: 20-Dec-2017  
Time: 17:16  
Page: 23

*Income Category:*

	Owner	Renter	Total	Person
Extremely Low	0	0	0	0
Low Mod	1	0	1	0
Moderate	0	0	0	0
Non Low Moderate	0	0	0	0
Total	1	0	1	0
Percent Low/Mod	100.0%		100.0%	

**Annual Accomplishments**

<b>Years</b>	<b>Accomplishment Narrative</b>	<b># Benefiting</b>
2015	One home buyer's assistance to eligible single family household for counseling and down payment assistance. DPA will not be complete till the 2016 program year.	
2016	Home Buyer's program for one eligible household within the city of Bryan city limits. Down Payment provided in prior year with a remaining payable in the 2016/2017 year. Activity not closed out till after year end in the current year 2017/2018 (activity will show on the 2017/2018 GPR, although completed draws in the 2016/2017 year.	



U.S. Department of Housing and Urban Development  
 Office of Community Planning and Development  
 Integrated Disbursement and Information System  
 CDBG Activity Summary Report (GPR) for Program Year 2016  
 BRYAN

Date: 20-Dec-2017  
 Time: 17:16  
 Page: 24

**PGM Year:** 2016  
**Project:** 0002 - Administration CDBG  
**IDIS Activity:** 982 - ME4000-Administrative CDBG  
**Status:** Completed 11/29/2017 12:00:00 AM  
**Location:** ,

**Objective:**  
**Outcome:**  
**Matrix Code:** General Program Administration (21A)      **National Objective:**

**Initial Funding Date:** 01/12/2017

**Description:**

Administrative expenses related to administration of CDBG and HOME programs. These include, but are not limited to, housing programs, public service agency programs, public facility project management, neighborhood preservation, economic development and general operating expenses.

**Financing**

	Fund Type	Grant Year	Grant	Funded Amount	Drawn In Program Year	Drawn Thru Program Year
CDBG	EN	2016	B16MC480006	\$159,275.70	\$159,275.70	\$159,275.70
	PI			\$11.00	\$11.00	\$11.00
<b>Total</b>	<b>Total</b>			<b>\$159,286.70</b>	<b>\$159,286.70</b>	<b>\$159,286.70</b>


**Proposed Accomplishments**

**Actual Accomplishments**

*Number assisted:*

	Owner		Renter		Total		Person	
	Total	Hispanic	Total	Hispanic	Total	Hispanic	Total	Hispanic
White:					0	0		
Black/African American:					0	0		
Asian:					0	0		
American Indian/Alaskan Native:					0	0		
Native Hawaiian/Other Pacific Islander:					0	0		
American Indian/Alaskan Native & White:					0	0		
Asian White:					0	0		
Black/African American & White:					0	0		
American Indian/Alaskan Native & Black/African American:					0	0		
Other multi-racial:					0	0		
Asian/Pacific Islander:					0	0		
Hispanic:					0	0		
<b>Total:</b>	<b>0</b>	<b>0</b>	<b>0</b>	<b>0</b>	<b>0</b>	<b>0</b>	<b>0</b>	<b>0</b>





U.S. Department of Housing and Urban Development  
Office of Community Planning and Development  
Integrated Disbursement and Information System  
CDBG Activity Summary Report (GPR) for Program Year 2016  
BRYAN

Date: 20-Dec-2017  
Time: 17:16  
Page: 25

Female-headed Households:

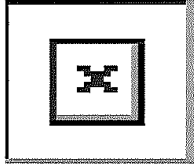
0

*Income Category:*

	Owner	Renter	Total	Person
Extremely Low			0	
Low Mod			0	
Moderate			0	
Non Low Moderate			0	
Total	0	0	0	0
Percent Low/Mod				

**Annual Accomplishments**

No data returned for this view. This might be because the applied filter excludes all data.



U.S. Department of Housing and Urban Development  
 Office of Community Planning and Development  
 Integrated Disbursement and Information System  
 CDBG Activity Summary Report (GPR) for Program Year 2016  
 BRYAN

Date: 20-Dec-2017  
 Time: 17:16  
 Page: 26

**PGM Year:** 2016  
**Project:** 0001 - Home Owner Housing Assistance  
**IDIS Activity:** 983 - ME4001 - Housing Assistance CDBG  
**Status:** Open  
**Location:** 3304 Oklahoma Ave Bryan, TX 77803-0717

**Objective:** Provide decent affordable housing  
**Outcome:** Affordability  
**Matrix Code:** Rehab; Single-Unit Residential (14A)      **National Objective:** LMH

**Initial Funding Date:** 01/12/2017

**Description:**

Housing assistance program provides funding and/or technical assistance to improve and increase affordable housing stock for very low, low and moderate income households and special needs populations.  
 Provide direct programs including major rehabilitation/reconstruction 2 annually, minor repairs 20 annually (health/safety concerns and handicap accessibility).

**Financing**

	Fund Type	Grant Year	Grant	Funded Amount	Drawn In Program Year	Drawn Thru Program Year
CDBG	EN	2016	B16MC480006	\$527,650.30	\$242,508.55	\$242,508.55
<b>Total</b>	<b>Total</b>			<b>\$527,650.30</b>	<b>\$242,508.55</b>	<b>\$242,508.55</b>


**Proposed Accomplishments**

Housing Units : 24

**Actual Accomplishments**

Number assisted:

	Owner		Renter		Total		Person	
	Total	Hispanic	Total	Hispanic	Total	Hispanic	Total	Hispanic
White:	14	8	0	0	14	8	0	0
Black/African American:	29	0	0	0	29	0	0	0
Asian:	0	0	0	0	0	0	0	0
American Indian/Alaskan Native:	0	0	0	0	0	0	0	0
Native Hawaiian/Other Pacific Islander:	0	0	0	0	0	0	0	0
American Indian/Alaskan Native & White:	0	0	0	0	0	0	0	0
Asian White:	0	0	0	0	0	0	0	0
Black/African American & White:	0	0	0	0	0	0	0	0
American Indian/Alaskan Native & Black/African American:	0	0	0	0	0	0	0	0
Other multi-racial:	0	0	0	0	0	0	0	0
Asian/Pacific Islander:	0	0	0	0	0	0	0	0
Hispanic:	0	0	0	0	0	0	0	0
<b>Total:</b>	<b>43</b>	<b>8</b>	<b>0</b>	<b>0</b>	<b>43</b>	<b>8</b>	<b>0</b>	<b>0</b>




U.S. Department of Housing and Urban Development  
 Office of Community Planning and Development  
 Integrated Disbursement and Information System  
 CDBG Activity Summary Report (GPR) for Program Year 2016  
 BRYAN

Date: 20-Dec-2017  
 Time: 17:16  
 Page: 27

Female-headed Households:			37	0	37
<i>Income Category:</i>					
	<b>Owner</b>	<b>Renter</b>	<b>Total</b>	<b>Person</b>	
Extremely Low	13	0	13	0	
Low Mod	11	0	11	0	
Moderate	19	0	19	0	
Non Low Moderate	0	0	0	0	
Total	43	0	43	0	
Percent Low/Mod	100.0%		100.0%		

**Annual Accomplishments**

Years	Accomplishment Narrative	# Benefitting
2016	Housing assistance program including minor repair, technical assistance and staff program delivery for eligible qualified households within the city limits of Bryan, Texas. Eligible qualified households were provided pre-assessment, application assistance, construction assistance, and project management to close out each project. The 5 year plan states 20 as the annual minor repair goal with 43 units being closed (70 total in IDIS Activities 961 and 983 combined) in the 2016 program year. This activity will remain open for the 2017/2018 program year.	



U.S. Department of Housing and Urban Development  
 Office of Community Planning and Development  
 Integrated Disbursement and Information System  
 CDBG Activity Summary Report (GPR) for Program Year 2016  
 BRYAN

Date: 20-Dec-2017  
 Time: 17:16  
 Page: 28

**PGM Year:** 2015  
**Project:** 0001 - Home Owner Housing Assistance  
**IDIS Activity:** 985 - CDHB10 -Direct Homewonership Assistance

**Status:** Completed 3/21/2017 12:00:00 AM  
**Location:** 1512 Cassib St Bryan, TX 77803-4100

**Objective:** Provide decent affordable housing  
**Outcome:** Affordability  
**Matrix Code:** Direct Homeownership Assistance (13)

**National Objective:** LMH

**Initial Funding Date:** 01/12/2017

**Description:**

CDBG Homebuyer Assistance under Home owner assistance program acquisition of a newly constructed single-family, 4 Bedroom home.

**Financing**

	Fund Type	Grant Year	Grant	Funded Amount	Drawn In Program Year	Drawn Thru Program Year
CDBG	EN	2015	B15MC480006	\$5,322.83	\$5,322.83	\$5,322.83
	PI			\$3,851.66	\$3,851.66	\$3,851.66
<b>Total</b>	<b>Total</b>			<b>\$9,174.49</b>	<b>\$9,174.49</b>	<b>\$9,174.49</b>

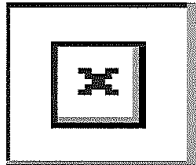
**Proposed Accomplishments**

Households (General) : 1

**Actual Accomplishments**

Number assisted:

	Owner		Renter		Total		Person	
	Total	Hispanic	Total	Hispanic	Total	Hispanic	Total	Hispanic
White:	1	1	0	0	1	1	0	0
Black/African American:	0	0	0	0	0	0	0	0
Asian:	0	0	0	0	0	0	0	0
American Indian/Alaskan Native:	0	0	0	0	0	0	0	0
Native Hawaiian/Other Pacific Islander:	0	0	0	0	0	0	0	0
American Indian/Alaskan Native & White:	0	0	0	0	0	0	0	0
Asian White:	0	0	0	0	0	0	0	0
Black/African American & White:	0	0	0	0	0	0	0	0
American Indian/Alaskan Native & Black/African American:	0	0	0	0	0	0	0	0
Other multi-racial:	0	0	0	0	0	0	0	0
Asian/Pacific Islander:	0	0	0	0	0	0	0	0
Hispanic:	0	0	0	0	0	0	0	0
<b>Total:</b>	<b>1</b>	<b>1</b>	<b>0</b>	<b>0</b>	<b>1</b>	<b>1</b>	<b>0</b>	<b>0</b>
Female-headed Households:	0		0		0			



U.S. Department of Housing and Urban Development  
Office of Community Planning and Development  
Integrated Disbursement and Information System  
CDBG Activity Summary Report (GPR) for Program Year 2016  
BRYAN


Date: 20-Dec-2017  
Time: 17:16  
Page: 29

*Income Category:*

	<b>Owner</b>	<b>Renter</b>	<b>Total</b>	<b>Person</b>
Extremely Low	0	0	0	0
Low Mod	0	0	0	0
Moderate	1	0	1	0
Non Low Moderate	0	0	0	0
Total	1	0	1	0
Percent Low/Mod	100.0%		100.0%	

**Annual Accomplishments**

<b>Years</b>	<b>Accomplishment Narrative</b>	<b># Benefiting</b>
2016	One home buyer's assistance to eligible single family household for counseling and down payment assistance Funds include program delivery.	



U.S. Department of Housing and Urban Development  
 Office of Community Planning and Development  
 Integrated Disbursement and Information System  
 CDBG Activity Summary Report (GPR) for Program Year 2016  
 BRYAN

Date: 20-Dec-2017  
 Time: 17:16  
 Page: 30

**PGM Year:** 2016  
**Project:** 0007 - Brazos Maternal and Child Health Clinic Prenatal Program  
**IDIS Activity:** 986 - QL2533- Brazos Maternal & Child Health Clinic, Inc.  
**Status:** Completed 12/15/2017 12:00:00 AM  
**Location:** 3370 S Texas Ave Bryan, TX 77802-3127  
**Objective:** Create suitable living environments  
**Outcome:** Availability/accessibility  
**Matrix Code:** Health Services (05M) **National Objective:** LMC

**Initial Funding Date:** 01/30/2017

**Description:**

Improve or expand access to public services for low and moderate income and special needs populations such as elderly, youth at risk, families at risk, substance abuse, HIVAids, victims of domestic violence or abuse, the disabled, and homeless.  
 The funded activity includes public service agency funding for the Brazos Maternal and Child Health Prenatal Clinic, which provides community-centered prenatal care and health education to medically indigent pregnant women in the Brazos Valley.  
 The program provides for eligible expenses, (staff salaries, medical equipment etc.) testing, physician exams, procedures, education, etc. for expectant mothers.  
 The program will serve an estimated 680 unduplicated clients.

**Financing**

	Fund Type	Grant Year	Grant	Funded Amount	Drawn in Program Year	Drawn Thru Program Year
CDBG	EN	2016	B16MC480006	\$30,000.00	\$30,000.00	\$30,000.00
<b>Total</b>	<b>Total</b>			<b>\$30,000.00</b>	<b>\$30,000.00</b>	<b>\$30,000.00</b>

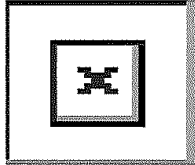
**Proposed Accomplishments**

People (General) : 680

**Actual Accomplishments**

Number assisted:

	Owner		Renter		Total		Person	
	Total	Hispanic	Total	Hispanic	Total	Hispanic	Total	Hispanic
White:	0	0	0	0	0	0	516	463
Black/African American:	0	0	0	0	0	0	78	1
Asian:	0	0	0	0	0	0	7	0
American Indian/Alaskan Native:	0	0	0	0	0	0	2	1
Native Hawaiian/Other Pacific Islander:	0	0	0	0	0	0	0	0
American Indian/Alaskan Native & White:	0	0	0	0	0	0	1	1
Asian White:	0	0	0	0	0	0	2	0
Black/African American & White:	0	0	0	0	0	0	10	3
American Indian/Alaskan Native & Black/African American:	0	0	0	0	0	0	0	0
Other multi-racial:	0	0	0	0	0	0	6	2
Asian/Pacific Islander:	0	0	0	0	0	0	0	0



U.S. Department of Housing and Urban Development  
 Office of Community Planning and Development  
 Integrated Disbursement and Information System  
 CDBG Activity Summary Report (GPR) for Program Year 2016  
 BRYAN

Date: 20-Dec-2017


Time: 17:16

Page: 31

Hispanic:	0	0	0	0	0	0	0	0
<b>Total:</b>	<b>0</b>	<b>0</b>	<b>0</b>	<b>0</b>	<b>0</b>	<b>0</b>	<b>622</b>	<b>471</b>
Female-headed Households:	0		0		0			
<i>Income Category:</i>								
	<b>Owner</b>	<b>Renter</b>	<b>Total</b>	<b>Person</b>				
Extremely Low	0	0	0	406				
Low Mod	0	0	0	106				
Moderate	0	0	0	110				
Non Low Moderate	0	0	0	0				
Total	0	0	0	622				
Percent Low/Mod				100.0%				

**Annual Accomplishments**

<b>Years</b>	<b>Accomplishment Narrative</b>	<b># Benefiting</b>
2016	The Prenatal Clinic provides health care to low and moderate income women (at least 51% low/moderate income). Funds provided for eligible expenses, (staff salaries, medical equipment, etc.). Provides testing, physician exams, procedures, education, etc. for expectant mothers. The program was anticipated to serve an estimated 680 unduplicated clients, with 622 actual unduplicated clients being served during the program year. CDBG represents 5% of this activity's funding. The activity was not closed out until after year end, but there is no activity in the 2017/2018 program year (annual contract for 2016/2017 program year closed).	



U.S. Department of Housing and Urban Development  
 Office of Community Planning and Development  
 Integrated Disbursement and Information System  
 CDBG Activity Summary Report (GPR) for Program Year 2016  
 BRYAN

Date: 20-Dec-2017  
 Time: 17:16  
 Page: 32

**PGM Year:** 2016  
**Project:** 0006 - Catholic Charities Financial Stability Program  
**IDIS Activity:** 987 - QL2531 - Catholic Charities of Central Texas

**Status:** Completed 12/15/2017 12:00:00 AM  
**Location:** 1410 Cavitt Ave Bryan, TX 77801-1201  
**Objective:** Create suitable living environments  
**Outcome:** Availability/accessibility  
**Matrix Code:** Subsistence Payment (05Q) **National Objective:** LMC

**Initial Funding Date:** 01/30/2017

**Description:**

Improve or expand access to public services for low and moderate income and special needs populations such as elderly, youth at risk, families at risk, substance abuse, HIVAids, victims of domestic violence or abuse, the disabled and homeless.  
 The funded activity includes public service agency funding for the Catholic Charities Financial Stability Program.  
 The program assists clients with rental and utility assistance case management, referrals and education.  
 The program will serve an estimated 340 unduplicated clients.

**Financing**

	Fund Type	Grant Year	Grant	Funded Amount	Drawn In Program Year	Drawn Thru Program Year
CDBG	EN	2016	B16MC480006	\$10,811.00	\$10,811.00	\$10,811.00
<b>Total</b>	<b>Total</b>			<b>\$10,811.00</b>	<b>\$10,811.00</b>	<b>\$10,811.00</b>

**Proposed Accomplishments**

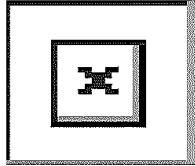
People (General) : 340

**Actual Accomplishments**

Number assisted:

	Owner		Renter		Total		Person	
	Total	Hispanic	Total	Hispanic	Total	Hispanic	Total	Hispanic
White:	0	0	0	0	0	0	281	51
Black/African American:	0	0	0	0	0	0	234	17
Asian:	0	0	0	0	0	0	0	0
American Indian/Alaskan Native:	0	0	0	0	0	0	7	3
Native Hawaiian/Other Pacific Islander:	0	0	0	0	0	0	0	0
American Indian/Alaskan Native & White:	0	0	0	0	0	0	1	0
Asian White:	0	0	0	0	0	0	2	0
Black/African American & White:	0	0	0	0	0	0	29	0
American Indian/Alaskan Native & Black/African American:	0	0	0	0	0	0	1	0
Other multi-racial:	0	0	0	0	0	0	0	0
Asian/Pacific Islander:	0	0	0	0	0	0	0	0
Hispanic:	0	0	0	0	0	0	0	0





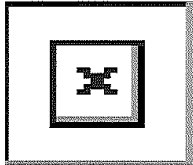
U.S. Department of Housing and Urban Development  
 Office of Community Planning and Development  
 Integrated Disbursement and Information System  
 CDBG Activity Summary Report (GPR) for Program Year 2016  
 BRYAN

Date: 20-Dec-2017  
 Time: 17:16  
 Page: 33

<b>Total:</b>									<b>555</b>	<b>71</b>
Female-headed Households:									0	0
<i>Income Category:</i>										
	<b>Owner</b>	<b>Renter</b>	<b>Total</b>	<b>Person</b>						
Extremely Low	0	0	0	426						
Low Mod	0	0	0	53						
Moderate	0	0	0	76						
Non Low Moderate	0	0	0	0						
Total	0	0	0	555						
Percent Low/Mod				100.0%						

**Annual Accomplishments**

<b>Years</b>	<b>Accomplishment Narrative</b>	<b># Benefiting</b>
2016	Providing funding to financial literacy program of Catholic Charities of Central Texas. Provides for eligible expenses (salaries and benefits, rent, utilities, etc.). The program assists clients with rent and utility assistance, case management, referrals and education. The program was estimated to serve 340 unduplicated clients (actual was 555). CDBG represents approximately 13% of this activity's budget. Quarterly desk monitoring conducted and onsite monitoring as needed. Activity served at least 51% low and moderate income individuals. Activity was not closed out until after year end, but there are no expenditures in the 2017/2018 year (contract closed).	



U.S. Department of Housing and Urban Development  
 Office of Community Planning and Development  
 Integrated Disbursement and Information System  
 CDBG Activity Summary Report (GPR) for Program Year 2016  
 BRYAN

Date: 20-Dec-2017  
 Time: 17:16  
 Page: 34

**PGM Year:** 2016  
**Project:** 0004 - MHMR of Brazos Valley Mary Lake Peer Support Center  
**IDIS Activity:** 988 - QL2532- MHMR Authority of Brazos Valley

**Status:** Completed 12/15/2017 12:00:00 AM  
**Location:** 1504 S Texas Ave Bryan, TX 77802-1015  
**Objective:** Create suitable living environments  
**Outcome:** Availability/accessibility  
**Matrix Code:** Mental Health Services (05O) **National Objective:** LMC

**Initial Funding Date:** 01/30/2017

**Description:**

Improve or expand access to public services for low and moderate income and special needs populations such as elderly, youth at risk, families at risk, substance abuse, HIVAids, victims of domestic violence or abuse, the disabled and homeless.  
 The funded activity includes public service agency funding for persons with mental and developmental disabilities for the MHMR of Brazos Valley Mary Lake Peer Support Center. The program provides for eligible expenses including salaries, utilities, maintenance, and supplies for a Peer Support program estimated to serve 55 unduplicated clients.

**Financing**

	Fund Type	Grant Year	Grant	Funded Amount	Drawn In Program Year	Drawn Thru Program Year
CDBG	EN	2016	B16MC480006	\$32,715.00	\$32,715.00	\$32,715.00
<b>Total</b>	<b>Total</b>			<b>\$32,715.00</b>	<b>\$32,715.00</b>	<b>\$32,715.00</b>

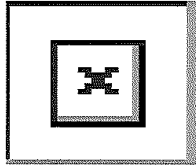
**Proposed Accomplishments**

People (General) : 55

**Actual Accomplishments**

Number assisted:

	Owner		Renter		Total		Person	
	Total	Hispanic	Total	Hispanic	Total	Hispanic	Total	Hispanic
White:	0	0	0	0	0	0	25	2
Black/African American:	0	0	0	0	0	0	17	0
Asian:	0	0	0	0	0	0	0	0
American Indian/Alaskan Native:	0	0	0	0	0	0	0	0
Native Hawaiian/Other Pacific Islander:	0	0	0	0	0	0	1	0
American Indian/Alaskan Native & White:	0	0	0	0	0	0	1	1
Asian White:	0	0	0	0	0	0	0	0
Black/African American & White:	0	0	0	0	0	0	5	0
American Indian/Alaskan Native & Black/African American:	0	0	0	0	0	0	1	0
Other multi-racial:	0	0	0	0	0	0	8	7
Asian/Pacific Islander:	0	0	0	0	0	0	0	0
Hispanic:	0	0	0	0	0	0	0	0
<b>Total:</b>	<b>0</b>	<b>0</b>	<b>0</b>	<b>0</b>	<b>0</b>	<b>0</b>	<b>58</b>	<b>10</b>



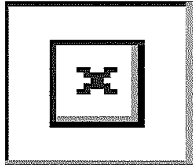
U.S. Department of Housing and Urban Development  
 Office of Community Planning and Development  
 Integrated Disbursement and Information System  
 CDBG Activity Summary Report (GPR) for Program Year 2016  
 BRYAN

Date: 20-Dec-2017  
 Time: 17:16  
 Page: 35

Female-headed Households:	0	0	0
<i>Income Category:</i>			
	<b>Owner</b>	<b>Renter</b>	<b>Total</b>
Extremely Low	0	0	0
Low Mod	0	0	0
Moderate	0	0	0
Non Low Moderate	0	0	0
Total	0	0	0
Percent Low/Mod	100.0%		

**Annual Accomplishments**

Years	Accomplishment Narrative	# Benefitting
2016	MHMR provides for the socialization of persons with mental disabilities at their Mary Lake Center. Funding provides for eligible expenses including salaries, utilities, maintenance, and supplies for a Peer Support Program estimated to serve 55 unduplicated clients, actual served 58 unduplicated clients. CDBG represents approximately 53% of activity's funding. Agency program was monitored quarterly for desk monitorings and onsite visits to ensure contract eligibility. The activity was not closed out in IDIS until after year end, but the contract (an annual contract) is closed and no expenditures in the 2017/2018 year.	



U.S. Department of Housing and Urban Development  
 Office of Community Planning and Development  
 Integrated Disbursement and Information System  
 CDBG Activity Summary Report (GPR) for Program Year 2016  
 BRYAN

Date: 20-Dec-2017  
 Time: 17:16  
 Page: 36

**PGM Year:** 2016  
**Project:** 0003 - Bryan Parks & Recreation Summer Camp  
**IDIS Activity:** 989 - QL2535 - Bryan Parks and Recreation

**Status:** Completed 12/5/2017 12:00:00 AM  
**Location:** 1309 E Martin Luther King Jr St Bryan, TX 77803-7437

**Objective:** Create suitable living environments  
**Outcome:** Availability/accessibility  
**Matrix Code:** Youth Services (05D) **National Objective:** LMC

**Initial Funding Date:** 01/30/2017

**Description:**

Improve or expand access to public services for low and moderate income and special needs populations such as elderly, youth at risk, families at risk, substance abuse, HIVAids, victims of domestic violence or abuse, the disabled and homeless.  
 The funded activity includes public service agency funding for the Bryan Parks and Recreation Summer Camp Program, which provides for eligible operating expenses including partial salaries, supplies equipment, transportation and field trips.  
 Offered in 5 Bryan low and moderate-income neighborhood parks, the program provides educational, social, and recreational activities to approximately 675 unduplicated clients.

**Financing**

	Fund Type	Grant Year	Grant	Funded Amount	Drawn In Program Year	Drawn Thru Program Year
CDBG	EN	2016	B16MC480006	\$35,000.00	\$35,000.00	\$35,000.00
<b>Total</b>	<b>Total</b>			<b>\$35,000.00</b>	<b>\$35,000.00</b>	<b>\$35,000.00</b>

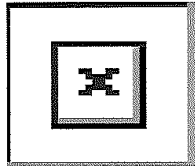
**Proposed Accomplishments**

People (General) : 675

**Actual Accomplishments**

Number assisted:

	Owner		Renter		Total		Person	
	Total	Hispanic	Total	Hispanic	Total	Hispanic	Total	Hispanic
White:	0	0	0	0	0	0	244	191
Black/African American:	0	0	0	0	0	0	258	11
Asian:	0	0	0	0	0	0	0	0
American Indian/Alaskan Native:	0	0	0	0	0	0	1	1
Native Hawaiian/Other Pacific Islander:	0	0	0	0	0	0	1	1
American Indian/Alaskan Native & White:	0	0	0	0	0	0	0	0
Asian White:	0	0	0	0	0	0	3	0
Black/African American & White:	0	0	0	0	0	0	43	11
American Indian/Alaskan Native & Black/African American:	0	0	0	0	0	0	8	1
Other multi-racial:	0	0	0	0	0	0	3	3
Asian/Pacific Islander:	0	0	0	0	0	0	0	0
Hispanic:	0	0	0	0	0	0	0	0



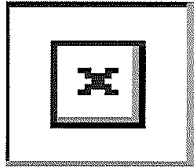
U.S. Department of Housing and Urban Development  
 Office of Community Planning and Development  
 Integrated Disbursement and Information System  
 CDBG Activity Summary Report (GPR) for Program Year 2016  
 BRYAN

Date: 20-Dec-2017  
 Time: 17:16  
 Page: 37

<b>Total:</b>	0	0	0	0	0	0	561	219
Female-headed Households:	0		0		0			
<i>Income Category:</i>								
	<b>Owner</b>	<b>Renter</b>	<b>Total</b>		<b>Person</b>			
Extremely Low	0	0	0		348			
Low Mod	0	0	0		78			
Moderate	0	0	0		79			
Non Low Moderate	0	0	0		56			
Total	0	0	0		561			
Percent Low/Mod					90.0%			

**Annual Accomplishments**

<u>Years</u>	<u>Accomplishment Narrative</u>	<u># Benefiting</u>
2016	Provided public service funding to non profit agency that provides direct services to at least 51% low and moderate income individuals in Bryan and College Station Texas. Bryan Parks and Recreation Summer Camp Program (interdepartmental funding)for \$35,000 - For eligible operating expenses including partial salaries, supplies, equipment, transportation and field trips. Offered in 5 Bryan low and moderate-income neighborhood parks, provides educational, social, and recreational activities to 561 unduplicated clients. CDBG represents approximately 33% of this activity's funding. Activity was closed in IDIS after year end,( which will lead it to be included in 2017/2018 GPR) no expenditures in 2017/2018 and contract closed.	



U.S. Department of Housing and Urban Development  
 Office of Community Planning and Development  
 Integrated Disbursement and Information System  
 CDBG Activity Summary Report (GPR) for Program Year 2016  
 BRYAN

Date: 20-Dec-2017  
 Time: 17:16  
 Page: 38

**PGM Year:** 2016  
**Project:** 0005 - Voices for Children (Court Appointed Advocates) Program  
**IDIS Activity:** 990 - QL2534 - Voices For Children, Inc.  
**Status:** Completed 12/5/2017 12:00:00 AM  
**Location:** 115 N Main St Bryan, TX 77803-3235  
**Objective:** Create suitable living environments  
**Outcome:** Availability/accessibility  
**Matrix Code:** Youth Services (05D) **National Objective:** LMC

**Initial Funding Date:** 01/30/2017

**Description:**

Improve or expand access to public services for low and moderate income and special needs populations such as elderly, youth at risk, families at risk, substance abuse, HIVAids, victims of domestic violence or abuse, the disabled and homeless.  
 The funded activity includes public service agency funding for the Voices for Children Court Appointed Advocates Program, which provides for eligible expenses (staff salaries, and benefits, etc.).  
 The program provides court appointed advocates for children in the child welfare systems of Texas.  
 The program will serve an estimated 215 unduplicated clients.

**Financing**

	Fund Type	Grant Year	Grant	Funded Amount	Drawn In Program Year	Drawn Thru Program Year
CDBG	EN	2016	B16MC480006	\$19,755.00	\$19,755.00	\$19,755.00
<b>Total</b>	<b>Total</b>			<b>\$19,755.00</b>	<b>\$19,755.00</b>	<b>\$19,755.00</b>


**Proposed Accomplishments**

People (General) : 215

**Actual Accomplishments**

Number assisted:

	Owner		Renter		Total		Person	
	Total	Hispanic	Total	Hispanic	Total	Hispanic	Total	Hispanic
White:	0	0	0	0	0	0	136	29
Black/African American:	0	0	0	0	0	0	67	0
Asian:	0	0	0	0	0	0	0	0
American Indian/Alaskan Native:	0	0	0	0	0	0	0	0
Native Hawaiian/Other Pacific Islander:	0	0	0	0	0	0	0	0
American Indian/Alaskan Native & White:	0	0	0	0	0	0	0	0
Asian White:	0	0	0	0	0	0	0	0
Black/African American & White:	0	0	0	0	0	0	14	0
American Indian/Alaskan Native & Black/African American:	0	0	0	0	0	0	0	0
Other multi-racial:	0	0	0	0	0	0	0	0
Asian/Pacific Islander:	0	0	0	0	0	0	0	0




U.S. Department of Housing and Urban Development  
 Office of Community Planning and Development  
 Integrated Disbursement and Information System  
 CDBG Activity Summary Report (GPR) for Program Year 2016  
 BRYAN

Date: 20-Dec-2017  
 Time: 17:16  
 Page: 39

Hispanic:	0	0	0	0	0	0	0	0
<b>Total:</b>	<b>0</b>	<b>0</b>	<b>0</b>	<b>0</b>	<b>0</b>	<b>0</b>	<b>217</b>	<b>29</b>
Female-headed Households:	0		0		0			
<i>Income Category:</i>								
	<b>Owner</b>	<b>Renter</b>	<b>Total</b>	<b>Person</b>				
Extremely Low	0	0	0	217				
Low Mod	0	0	0	0				
Moderate	0	0	0	0				
Non Low Moderate	0	0	0	0				
Total	0	0	0	217				
Percent Low/Mod				100.0%				

**Annual Accomplishments**

<b>Years</b>	<b>Accomplishment Narrative</b>	<b># Benefiting</b>
2016	One non profit agency was provided funded eligible expenses (staff salaries, and benefits, etc.). Program provides court appointed advocates for children in the child welfare systems of Texas. The program will serve an estimated 215 unduplicated clients. CDBG represents 3% of this activity's funding. A total of 217 unduplicated clients were provided services during the year. The agency was funded after a competitive annual process for local non profits, in collaboration with the city of College Station. A city council appointed committee (by both cities) reviewed and evaluated all applications and made award recommendations which were part of the 2016 annual action plan. The agency has met their contractual obligations and the contract is closed (after year end, which will lead it to be included in the 2017/2018 GPR).	



U.S. Department of Housing and Urban Development  
 Office of Community Planning and Development  
 Integrated Disbursement and Information System  
 CDBG Activity Summary Report (GPR) for Program Year 2016  
 BRYAN

Date: 20-Dec-2017  
 Time: 17:16  
 Page: 40

**PGM Year:** 2015  
**Project:** 0001 - Home Owner Housing Assistance  
**IDIS Activity:** 991 - Direct Homeownership Assistance - CDHB11

**Status:** Completed 7/20/2017 12:00:00 AM  
**Location:** 1222 Virginia St Bryan, TX 77803-2327

**Objective:** Provide decent affordable housing  
**Outcome:** Affordability  
**Matrix Code:** Direct Homeownership Assistance (13)

**National Objective:** LMH

**Initial Funding Date:** 03/13/2017

**Description:**

CDBG Homebuyer Assistance under HOME Owner Assistance Program acquisition of a newly constructed single-family, 4 bedroom home.

**Financing**

	Fund Type	Grant Year	Grant	Funded Amount	Drawn In Program Year	Drawn Thru Program Year
CDBG	EN	2015	B15MC480006	\$12,520.05	\$12,520.05	\$12,520.05
<b>Total</b>	<b>Total</b>			<b>\$12,520.05</b>	<b>\$12,520.05</b>	<b>\$12,520.05</b>

**Proposed Accomplishments**

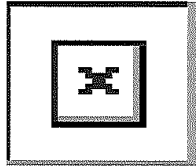
Households (General) : 1

**Actual Accomplishments**

Number assisted:

	Owner		Renter		Total		Person	
	Total	Hispanic	Total	Hispanic	Total	Hispanic	Total	Hispanic
White:	1	1	0	0	1	1	0	0
Black/African American:	0	0	0	0	0	0	0	0
Asian:	0	0	0	0	0	0	0	0
American Indian/Alaskan Native:	0	0	0	0	0	0	0	0
Native Hawaiian/Other Pacific Islander:	0	0	0	0	0	0	0	0
American Indian/Alaskan Native & White:	0	0	0	0	0	0	0	0
Asian White:	0	0	0	0	0	0	0	0
Black/African American & White:	0	0	0	0	0	0	0	0
American Indian/Alaskan Native & Black/African American:	0	0	0	0	0	0	0	0
Other multi-racial:	0	0	0	0	0	0	0	0
Asian/Pacific Islander:	0	0	0	0	0	0	0	0
Hispanic:	0	0	0	0	0	0	0	0
<b>Total:</b>	<b>1</b>	<b>1</b>	<b>0</b>	<b>0</b>	<b>1</b>	<b>1</b>	<b>0</b>	<b>0</b>
Female-headed Households:	1		0		1			





U.S. Department of Housing and Urban Development  
Office of Community Planning and Development  
Integrated Disbursement and Information System  
CDBG Activity Summary Report (GPR) for Program Year 2016  
BRYAN

Date: 20-Dec-2017

Time: 17:16


Page: 41

*Income Category:*

	Owner	Renter	Total	Person
Extremely Low	0	0	0	0
Low Mod	1	0	1	0
Moderate	0	0	0	0
Non Low Moderate	0	0	0	0
Total	1	0	1	0
Percent Low/Mod	100.0%		100.0%	

**Annual Accomplishments**

<b>Years</b>	<b>Accomplishment Narrative</b>	<b># Benefiting</b>
2016	Provided down payment assistance and home buyer's counseling to one eligible family household. The family purchased a home within the city limits of Bryan and received down payment assistance. Additional expenditures include program project management. The purchased home sold for \$73,200 with a down payment assistance received of \$7,500 and private funds of \$5,000. All down payment assistance loans are deferred until the home is sold, at zero percent interest.	



U.S. Department of Housing and Urban Development  
 Office of Community Planning and Development  
 Integrated Disbursement and Information System  
 CDBG Activity Summary Report (GPR) for Program Year 2016  
 BRYAN

Date: 20-Dec-2017  
 Time: 17:16  
 Page: 42

**PGM Year:** 2015  
**Project:** 0001 - Home Owner Housing Assistance  
**IDIS Activity:** 992 - CDHB12 - Direct Home Owner Assistance

**Status:** Completed 11/29/2017 12:00:00 AM  
**Location:** 1009 E 25th St Bryan, TX 77803-4802  
**Objective:** Provide decent affordable housing  
**Outcome:** Affordability  
**Matrix Code:** Direct Homeownership Assistance (13)  
**National Objective:** LMH

**Initial Funding Date:** 04/28/2017

**Description:**

CDBG Homebuyer Assistance under HOME Owner Assistance Program acquisition of a newly constructed single-family, 3 bedroom home.

**Financing**

	Fund Type	Grant Year	Grant	Funded Amount	Drawn In Program Year	Drawn Thru Program Year
CDBG	EN	2015	B15MC480006	\$9,416.60	\$9,416.60	\$9,416.60
<b>Total</b>	<b>Total</b>			<b>\$9,416.60</b>	<b>\$9,416.60</b>	<b>\$9,416.60</b>

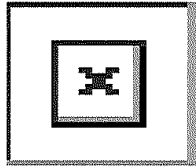
**Proposed Accomplishments**

Households (General) : 1

**Actual Accomplishments**

Number assisted:

	Owner		Renter		Total		Person	
	Total	Hispanic	Total	Hispanic	Total	Hispanic	Total	Hispanic
White:	1	1	0	0	1	1	0	0
Black/African American:	0	0	0	0	0	0	0	0
Asian:	0	0	0	0	0	0	0	0
American Indian/Alaskan Native:	0	0	0	0	0	0	0	0
Native Hawaiian/Other Pacific Islander:	0	0	0	0	0	0	0	0
American Indian/Alaskan Native & White:	0	0	0	0	0	0	0	0
Asian White:	0	0	0	0	0	0	0	0
Black/African American & White:	0	0	0	0	0	0	0	0
American Indian/Alaskan Native & Black/African American:	0	0	0	0	0	0	0	0
Other multi-racial:	0	0	0	0	0	0	0	0
Asian/Pacific Islander:	0	0	0	0	0	0	0	0
Hispanic:	0	0	0	0	0	0	0	0
<b>Total:</b>	<b>1</b>	<b>1</b>	<b>0</b>	<b>0</b>	<b>1</b>	<b>1</b>	<b>0</b>	<b>0</b>
Female-headed Households:	0		0		0			



U.S. Department of Housing and Urban Development  
Office of Community Planning and Development  
Integrated Disbursement and Information System  
CDBG Activity Summary Report (GPR) for Program Year 2016  
BRYAN

Date: 20-Dec-2017

Time: 17:16


Page: 43

*Income Category:*

	Owner	Renter	Total	Person
Extremely Low	0	0	0	0
Low Mod	1	0	1	0
Moderate	0	0	0	0
Non Low Moderate	0	0	0	0
Total	1	0	1	0
Percent Low/Mod	100.0%		100.0%	

**Annual Accomplishments**

<b>Years</b>	<b>Accomplishment Narrative</b>	<b># Benefiting</b>
2015	Activity was opened in the 2015/2016 year for the application process. Down payment assistance was provided in the 2016/2017 program year after review of all eligibility requirements and financial capacity of the household reviewed.	
2016	Home buyer's assistance provided to one eligible household to purchase home in Bryan TX for the 2016.2017 program year. Down payment assistance was provided after application review and review of financial capacity of the household. Activity was closed after year end (9/30/2017) which will lead it to be included in the 2017/2018 GPR although no expenditures in the 17/18 year and activity closed.	



U.S. Department of Housing and Urban Development  
 Office of Community Planning and Development  
 Integrated Disbursement and Information System  
 CDBG Activity Summary Report (GPR) for Program Year 2016  
 BRYAN

Date: 20-Dec-2017  
 Time: 17:16  
 Page: 44

**PGM Year:** 2015  
**Project:** 0001 - Home Owner Housing Assistance  
**IDIS Activity:** 993 - CDHB13 - Direct Homeownership Assistance

**Status:** Completed 11/29/2017 12:00:00 AM  
**Location:** 1210 Virginia St Bryan, TX 77803-2327  
**Objective:** Provide decent affordable housing  
**Outcome:** Affordability  
**Matrix Code:** Direct Homeownership Assistance (13)  
**National Objective:** LMH

**Initial Funding Date:** 04/28/2017

**Description:**

CDBG Homebuyer Assistance under Home Owner Assistance Program acquisition of a newly constructed single-family, 3 bedroom home.

**Financing**

	Fund Type	Grant Year	Grant	Funded Amount	Drawn In Program Year	Drawn Thru Program Year
CDBG	EN	2015	B15MC480006	\$8,979.44	\$8,979.44	\$8,979.44
<b>Total</b>	<b>Total</b>			<b>\$8,979.44</b>	<b>\$8,979.44</b>	<b>\$8,979.44</b>

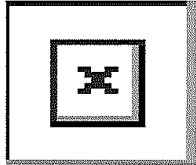
**Proposed Accomplishments**

Households (General) : 1

**Actual Accomplishments**

Number assisted:

	Owner		Renter		Total		Person	
	Total	Hispanic	Total	Hispanic	Total	Hispanic	Total	Hispanic
White:	0	0	0	0	0	0	0	0
Black/African American:	1	0	0	0	1	0	0	0
Asian:	0	0	0	0	0	0	0	0
American Indian/Alaskan Native:	0	0	0	0	0	0	0	0
Native Hawaiian/Other Pacific Islander:	0	0	0	0	0	0	0	0
American Indian/Alaskan Native & White:	0	0	0	0	0	0	0	0
Asian White:	0	0	0	0	0	0	0	0
Black/African American & White:	0	0	0	0	0	0	0	0
American Indian/Alaskan Native & Black/African American:	0	0	0	0	0	0	0	0
Other multi-racial:	0	0	0	0	0	0	0	0
Asian/Pacific Islander:	0	0	0	0	0	0	0	0
Hispanic:	0	0	0	0	0	0	0	0
<b>Total:</b>	<b>1</b>	<b>0</b>	<b>0</b>	<b>0</b>	<b>1</b>	<b>0</b>	<b>0</b>	<b>0</b>
Female-headed Households:	0		0		0			



U.S. Department of Housing and Urban Development  
Office of Community Planning and Development  
Integrated Disbursement and Information System  
CDBG Activity Summary Report (GPR) for Program Year 2016  
BRYAN

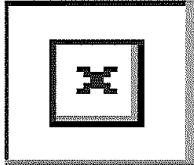
Date: 20-Dec-2017  
Time: 17:16  
Page: 45

*Income Category:*

	<b>Owner</b>	<b>Renter</b>	<b>Total</b>	<b>Person</b>
Extremely Low	0	0	0	0
Low Mod	1	0	1	0
Moderate	0	0	0	0
Non Low Moderate	0	0	0	0
Total	1	0	1	0
Percent Low/Mod	100.0%		100.0%	

**Annual Accomplishments**

<b>Years</b>	<b>Accomplishment Narrative</b>	<b># Benefiting</b>
2015	Activity opened in 2015/2016 for application process.	
2016	Home Buyer's assistance was provided to one eligible household to purchase home in Bryan TX. Down Payment assistance was provided after review of the application and determination of financial capacity of the household. Activity was closed after year end (9/30/2017) and completed, although due to close date activity will show on the 2017/2018 GPR.	



U.S. Department of Housing and Urban Development  
 Office of Community Planning and Development  
 Integrated Disbursement and Information System  
 CDBG Activity Summary Report (GPR) for Program Year 2016  
 BRYAN

Date: 20-Dec-2017  
 Time: 17:16  
 Page: 46

PGM Year: 2015  
 Project: 0001 - Home Owner Housing Assistance  
 IDIS Activity: 994 - CDRC09 - CDBG Reconstruction

Status: Open Objective: Provide decent affordable housing  
 Location: 604 Ash St Bryan, TX 77803-1705 Outcome: Affordability  
 Matrix Code: Rehab; Single-Unit Residential (14A) National Objective: LMH

Initial Funding Date: 04/28/2017

**Description:**

CDBG Reconstruction under Home Owner Assistance Program of a new, single-family, 1,417 square foot, 3 bedroom home for an elderly, 2 member household. The replacement dwelling will be constructed on the same site as the existing dilapidated structure.

**Financing**

	Fund Type	Grant Year	Grant	Funded Amount	Drawn In Program Year	Drawn Thru Program Year
CDBG	EN	2015	B15MC480006	\$82,905.21	\$38,754.82	\$38,754.82
		2016	B16MC480006	\$40,000.00	\$0.00	\$0.00
	PI			\$5,657.11	\$5,657.11	\$5,657.11
<b>Total</b>	<b>Total</b>			<b>\$128,562.32</b>	<b>\$44,411.93</b>	<b>\$44,411.93</b>

**Proposed Accomplishments**

Housing Units : 1

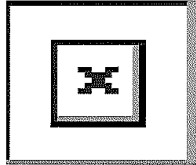
**Actual Accomplishments**

Number assisted:

	Owner		Renter		Total		Person	
	Total	Hispanic	Total	Hispanic	Total	Hispanic	Total	Hispanic
White:	0	0	0	0	0	0	0	0
Black/African American:	0	0	0	0	0	0	0	0
Asian:	0	0	0	0	0	0	0	0
American Indian/Alaskan Native:	0	0	0	0	0	0	0	0
Native Hawaiian/Other Pacific Islander:	0	0	0	0	0	0	0	0
American Indian/Alaskan Native & White:	0	0	0	0	0	0	0	0
Asian White:	0	0	0	0	0	0	0	0
Black/African American & White:	0	0	0	0	0	0	0	0
American Indian/Alaskan Native & Black/African American:	0	0	0	0	0	0	0	0
Other multi-racial:	0	0	0	0	0	0	0	0
Asian/Pacific Islander:	0	0	0	0	0	0	0	0
Hispanic:	0	0	0	0	0	0	0	0
<b>Total:</b>	<b>0</b>	<b>0</b>	<b>0</b>	<b>0</b>	<b>0</b>	<b>0</b>	<b>0</b>	<b>0</b>

PR03 - BRYAN

Page: 46 of 52



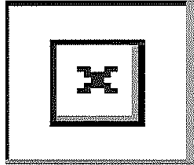
U.S. Department of Housing and Urban Development  
 Office of Community Planning and Development  
 Integrated Disbursement and Information System  
 CDBG Activity Summary Report (GPR) for Program Year 2016  
 BRYAN

Date: 20-Dec-2017  
 Time: 17:16  
 Page: 47

Female-headed Households:	0	0	0	
<i>Income Category:</i>				
	<b>Owner</b>	<b>Renter</b>	<b>Total</b>	<b>Person</b>
Extremely Low	0	0	0	0
Low Mod	0	0	0	0
Moderate	0	0	0	0
Non Low Moderate	0	0	0	0
Total	0	0	0	0
Percent Low/Mod				

**Annual Accomplishments**

Years	Accomplishment Narrative	<u># Benefiting</u>
2016	Major reconstruction began on owner occupied house after application process and determinations of eligibility. Expenditures on activity includes all soft costs (preliminary costs to prepare for construction), construction and program delivery.	



U.S. Department of Housing and Urban Development  
 Office of Community Planning and Development  
 Integrated Disbursement and Information System  
 CDBG Activity Summary Report (GPR) for Program Year 2016  
 BRYAN

Date: 20-Dec-2017  
 Time: 17:16  
 Page: 48

**PGM Year:** 2015  
**Project:** 0001 - Home Owner Housing Assistance  
**IDIS Activity:** 998 - CDHB14 - Direct Homeownership Assistance

**Status:** Completed 8/10/2017 12:00:00 AM  
**Location:** 1528 Cassib St Bryan, TX 77803-4100

**Objective:** Provide decent affordable housing  
**Outcome:** Affordability  
**Matrix Code:** Direct Homeownership Assistance (13)

**National Objective:** LMH

**Initial Funding Date:** 06/22/2017

**Description:**

CDBG Homebuyer Assistance under Home Owner Assistance Program acquisition of a newly constructed single-family, 3 bedroom home.

**Financing**

	Fund Type	Grant Year	Grant	Funded Amount	Drawn In Program Year	Drawn Thru Program Year
CDBG	EN	2015	B15MC480006	\$8,644.69	\$8,644.69	\$8,644.69
<b>Total</b>	<b>Total</b>			<b>\$8,644.69</b>	<b>\$8,644.69</b>	<b>\$8,644.69</b>

**Proposed Accomplishments**

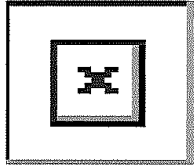
Households (General) : 1

**Actual Accomplishments**

Number assisted:

	Owner		Renter		Total		Person	
	Total	Hispanic	Total	Hispanic	Total	Hispanic	Total	Hispanic
White:	1	1	0	0	1	1	0	0
Black/African American:	0	0	0	0	0	0	0	0
Asian:	0	0	0	0	0	0	0	0
American Indian/Alaskan Native:	0	0	0	0	0	0	0	0
Native Hawaiian/Other Pacific Islander:	0	0	0	0	0	0	0	0
American Indian/Alaskan Native & White:	0	0	0	0	0	0	0	0
Asian White:	0	0	0	0	0	0	0	0
Black/African American & White:	0	0	0	0	0	0	0	0
American Indian/Alaskan Native & Black/African American:	0	0	0	0	0	0	0	0
Other multi-racial:	0	0	0	0	0	0	0	0
Asian/Pacific Islander:	0	0	0	0	0	0	0	0
Hispanic:	0	0	0	0	0	0	0	0
<b>Total:</b>	<b>1</b>	<b>1</b>	<b>0</b>	<b>0</b>	<b>1</b>	<b>1</b>	<b>0</b>	<b>0</b>
Female-headed Households:	0		0		0			





U.S. Department of Housing and Urban Development  
Office of Community Planning and Development  
Integrated Disbursement and Information System  
CDBG Activity Summary Report (GPR) for Program Year 2016  
BRYAN

Date: 20-Dec-2017

Time: 17:16

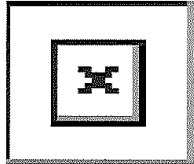
Page: 49

*Income Category:*

	<b>Owner</b>	<b>Renter</b>	<b>Total</b>	<b>Person</b>
Extremely Low	0	0	0	0
Low Mod	0	0	0	0
Moderate	1	0	1	0
Non Low Moderate	0	0	0	0
Total	1	0	1	0
Percent Low/Mod	100.0%		100.0%	

**Annual Accomplishments**

<b>Years</b>	<b>Accomplishment Narrative</b>	<b># Benefiting</b>
2016	Provided for the down payment assistance and counseling for one eligible family household to purchase a home within the city limits of Bryan, Texas. The purchased home, a 3 bedroom single family home, sold at \$73,200 with a loan amount of \$61,700, down payment assistance of \$7,500 plus private funds of \$5,000. All down payment assistance loans are deferred zero percent interest loans.	



U.S. Department of Housing and Urban Development  
 Office of Community Planning and Development  
 Integrated Disbursement and Information System  
 CDBG Activity Summary Report (GPR) for Program Year 2016  
 BRYAN

Date: 20-Dec-2017  
 Time: 17:16  
 Page: 50

**PGM Year:** 2015  
**Project:** 0020 - HOME Housing Assistance Program  
**IDIS Activity:** 999 - CDHB15 - Direct Homeownership Assistance

**Status:** Completed 11/7/2017 12:00:00 AM  
**Location:** 1209 W 27th St Bryan, TX 77803-1378  
**Objective:** Provide decent affordable housing  
**Outcome:** Affordability  
**Matrix Code:** Direct Homeownership Assistance (13)  
**National Objective:** LMH

**Initial Funding Date:** 08/22/2017

**Description:**

CDBG Homebuyer Assistance under Home Owner Assistance Program acquisition of a newly constructed single-family, 3 bedroom home within the city limits of Bryan TX.

**Financing**

	Fund Type	Grant Year	Grant	Funded Amount	Drawn In Program Year	Drawn Thru Program Year
CDBG	EN	2015	B15MC480006	\$8,832.49	\$8,832.49	\$8,832.49
<b>Total</b>	<b>Total</b>			<b>\$8,832.49</b>	<b>\$8,832.49</b>	<b>\$8,832.49</b>

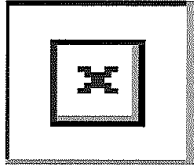
**Proposed Accomplishments**

Households (General) : 1

**Actual Accomplishments**

Number assisted:

	Owner		Renter		Total		Person	
	Total	Hispanic	Total	Hispanic	Total	Hispanic	Total	Hispanic
White:	1	0	0	0	1	0	0	0
Black/African American:	0	0	0	0	0	0	0	0
Asian:	0	0	0	0	0	0	0	0
American Indian/Alaskan Native:	0	0	0	0	0	0	0	0
Native Hawaiian/Other Pacific Islander:	0	0	0	0	0	0	0	0
American Indian/Alaskan Native & White:	0	0	0	0	0	0	0	0
Asian White:	0	0	0	0	0	0	0	0
Black/African American & White:	0	0	0	0	0	0	0	0
American Indian/Alaskan Native & Black/African American:	0	0	0	0	0	0	0	0
Other multi-racial:	0	0	0	0	0	0	0	0
Asian/Pacific Islander:	0	0	0	0	0	0	0	0
Hispanic:	0	0	0	0	0	0	0	0
<b>Total:</b>	<b>1</b>	<b>0</b>	<b>0</b>	<b>0</b>	<b>1</b>	<b>0</b>	<b>0</b>	<b>0</b>
Female-headed Households:	0		0		0			



U.S. Department of Housing and Urban Development  
Office of Community Planning and Development  
Integrated Disbursement and Information System  
CDBG Activity Summary Report (GPR) for Program Year 2016  
BRYAN

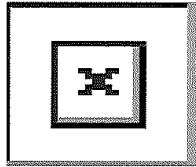
Date: 20-Dec-2017  
Time: 17:16  
Page: 51

*Income Category:*

	<b>Owner</b>	<b>Renter</b>	<b>Total</b>	<b>Person</b>
Extremely Low	0	0	0	0
Low Mod	1	0	1	0
Moderate	0	0	0	0
Non Low Moderate	0	0	0	0
Total	1	0	1	0
Percent Low/Mod	100.0%		100.0%	

**Annual Accomplishments**

<b>Years</b>	<b>Accomplishment Narrative</b>	<b># Benefiting</b>
2015	Provided home buyer's assistance to one eligible and qualified household for down payment assistance. Provided \$7500 in down payment for one owner occupied home within the city limits of Bryan TX.	



U.S. Department of Housing and Urban Development  
Office of Community Planning and Development  
Integrated Disbursement and Information System  
CDBG Activity Summary Report (GPR) for Program Year 2016  
BRYAN

Date: 20-Dec-2017  
Time: 17:16  
Page: 52

---

<b>Total Funded Amount:</b>	<b>\$9,328,405.24</b>
<b>Total Drawn Thru Program Year:</b>	<b>\$8,959,113.10</b>
<b>Total Drawn in Program Year:</b>	<b>\$1,066,104.04</b>

IDIS - PR10

U.S. Department of Housing and Urban Development  
 Office of Community Planning and Development  
 Integrated Disbursement and Information System  
 CDBG Housing Activities  
 BRYAN, TX

DATE: 12-20-17  
 TIME: 17:18  
 PAGE: 1

PGM YEAR	PROJ ID	IDIS ACT ID	ACTIVITY NAME	STATUS	MTX CD	NTL OBJ	Total			CDBG DRAWN AMOUNT	OCCUPIED TOTAL	UNITS L/M	% L/M	CUMULATIVE	
							EST. AMT	% CDBG						OCCUPIED OWNER	UNITS RENTER
2016	0898	983	ME4001 - Housing Assistance CDBG	OPEN	14A	LMH	527,650.30	46.0		242,508.55	43	43	100.0	43	0
				2016		TOTALS: BUDGETED/UNDERWAY	527,650.30	45.9		242,508.55	43	43	100.0	43	0
						COMPLETED	0.00	0.0		0.00	0	0	0.0	0	0
							527,650.30	45.9		242,508.55	43	43	100.0	43	0
2015	1108	961	Housing Assistance CDBG	COM	14A	LMH	305,912.92	100.0		305,912.92	27	27	100.0	27	0
2015	1108	994	CDRC09 - CDBG Reconstruction	OPEN	14A	LMH	128,562.32	0.0		44,411.93	0	0	0.0	0	0
				2015		TOTALS: BUDGETED/UNDERWAY	128,562.32	34.5		44,411.93	0	0	0.0	0	0
						COMPLETED	305,912.92	100.0		305,912.92	27	27	100.0	27	0
							434,475.24	80.6		350,324.85	27	27	100.0	27	0
2014	2445	935	Housing Assistance	COM	14A	LMH	561,676.38	100.0		561,676.38	81	81	100.0	81	0
2014	2445	944	Housing Assistance 2014	OPEN	14A	LMH	0.00	0.0		0.00	0	0	0.0	0	0
2014	2445	972	CDRC08 - CDBG Reconstruction	COM	14A	LMH	158,411.09	100.0		158,411.09	1	1	100.0	1	0
				2014		TOTALS: BUDGETED/UNDERWAY	0.00	0.0		0.00	0	0	0.0	0	0
						COMPLETED	720,087.47	100.0		720,087.47	82	82	100.0	82	0
							720,087.47	100.0		720,087.47	82	82	100.0	82	0

IDIS - PR10

U.S. Department of Housing and Urban Development  
 Office of Community Planning and Development  
 Integrated Disbursement and Information System  
 CDBG Housing Activities  
 BRYAN, TX

DATE: 12-20-17  
 TIME: 17:18  
 PAGE: 2

PGM YEAR	PROJ ID	IDIS ACT ID	ACTIVITY NAME	STATUS	MTX CD	NTL OBJ	Total EST. AMT	% CDBG	CDBG DRAWN AMOUNT	OCCUPIED TOTAL	UNITS L/M	% L/M	CUMULATIVE	
													OCCUPIED OWNER	UNITS RENTER
2013	6832	913	Home Owner's Assistance CDBG Program	COM	14A	LMH	517,820.13	100.0	517,820.13	66	66	100.0	66	0
2013	6832	948	CDBG Reconstruction	COM	14A	LMH	118,398.11	100.0	118,398.11	1	1	100.0	1	0
2013 TOTALS: BUDGETED/UNDERWAY							0.00	0.0	0.00	0	0	0.0	0	0
COMPLETED							636,218.24	100.0	636,218.24	67	67	100.0	67	0
							636,218.24	100.0	636,218.24	67	67	100.0	67	0

PGM YEAR	PROJ ID	IDIS ACT ID	ACTIVITY NAME	STATUS	MTX CD	NTL OBJ	Total EST. AMT	% CDBG	CDBG DRAWN AMOUNT	OCCUPIED TOTAL	UNITS L/M	% L/M	CUMULATIVE	
													OCCUPIED OWNER	UNITS RENTER
2012	8347	885	Home Owner's Assistance CDBG	COM	14A	LMH	552,688.18	100.0	552,688.18	77	77	100.0	77	0
2012	8347	904	Housing Assistance	COM	14A	LMH	169,303.71	100.0	169,303.71	1	1	100.0	1	0
2012 TOTALS: BUDGETED/UNDERWAY							0.00	0.0	0.00	0	0	0.0	0	0
COMPLETED							721,991.89	100.0	721,991.89	78	78	100.0	78	0
							721,991.89	100.0	721,991.89	78	78	100.0	78	0

PGM YEAR	PROJ ID	IDIS ACT ID	ACTIVITY NAME	STATUS	MTX CD	NTL OBJ	Total EST. AMT	% CDBG	CDBG DRAWN AMOUNT	OCCUPIED TOTAL	UNITS L/M	% L/M	CUMULATIVE	
													OCCUPIED OWNER	UNITS RENTER
2011	0133	846	Home Owner Assistance	COM	14A	LMH	358,603.18	100.0	358,603.18	41	41	100.0	41	0
2011	0133	851	705 W 28th - Owner Occupied	COM	14A	LMH	113,406.24	4.9	5,604.50	1	1	100.0	1	0
2011	0133	854	CDRC04	COM	14A	LMH	117,451.14	100.0	117,451.14	1	1	100.0	1	0
2011	0133	888	CDRE04	COM	14A	LMH	129,445.55	100.0	129,445.55	1	1	100.0	1	0
2011	0133	905	Rehab Project Number	COM	14A	LMH	113,573.51	100.0	113,573.51	1	1	100.0	1	0

IDIS - PR10

U.S. Department of Housing and Urban Development  
 Office of Community Planning and Development  
 Integrated Disbursement and Information System  
 CDBG Housing Activities  
 BRYAN, TX

DATE: 12-20-17  
 TIME: 17:18  
 PAGE: 3

2011	TOTALS: BUDGETED/UNDERWAY	0.00	0.0	0.00	0	0	0.0	0	0
	COMPLETED	832,479.62	87.0	724,677.88	45	45	100.0	45	0
		832,479.62	87.0	724,677.88	45	45	100.0	45	0

PGM YEAR	PROJ ID	IDIS ACT ID	ACTIVITY NAME	STATUS	MTX CD	NTL OBJ	Total EST. AMT	% CDBG	CDBG DRAWN AMOUNT	OCCUPIED TOTAL	UNITS L/M	% L/M	CUMULATIVE OCCUPIED OWNER	UNITS RENTER
2010	9702	795	Housing	COM	14A	LMH	326,857.20	100.0	326,857.20	39	39	100.0	39	0
2010	9702	809	CDRC02/CDRP01	COM	14A	LMH	56,818.92	15.5	8,831.17	1	1	100.0	1	0
2010	9702	829	CDRE02	COM	14A	LMH	54,117.93	85.8	46,444.24	1	1	100.0	1	0

2010	TOTALS: BUDGETED/UNDERWAY	0.00	0.0	0.00	0	0	0.0	0	0
	COMPLETED	437,794.05	87.2	382,132.61	41	41	100.0	41	0
		437,794.05	87.2	382,132.61	41	41	100.0	41	0

PGM YEAR	PROJ ID	IDIS ACT ID	ACTIVITY NAME	STATUS	MTX CD	NTL OBJ	Total EST. AMT	% CDBG	CDBG DRAWN AMOUNT	OCCUPIED TOTAL	UNITS L/M	% L/M	CUMULATIVE OCCUPIED OWNER	UNITS RENTER
2009	9699	748	Homeowner Housing Assistance	COM	14A	LMH	267,515.95	100.0	267,515.95	28	28	100.0	28	0
2009	9699	782	CDRE01	COM	14A	LMH	30,736.95	100.0	30,736.95	1	1	100.0	1	0
2009	9699	793	CDRC01	COM	14A	LMH	104,356.73	100.0	104,356.73	1	1	100.0	1	0

2009	TOTALS: BUDGETED/UNDERWAY	0.00	0.0	0.00	0	0	0.0	0	0
	COMPLETED	402,609.63	100.0	402,609.63	30	30	100.0	30	0
		402,609.63	100.0	402,609.63	30	30	100.0	30	0

PGM YEAR	PROJ ID	IDIS ACT ID	ACTIVITY NAME	STATUS	MTX CD	NTL OBJ	Total EST. AMT	% CDBG	CDBG DRAWN AMOUNT	OCCUPIED TOTAL	UNITS L/M	% L/M	CUMULATIVE OCCUPIED OWNER	UNITS RENTER
----------	---------	-------------	---------------	--------	--------	---------	----------------	--------	-------------------	----------------	-----------	-------	---------------------------	--------------

IDIS - PR10

U.S. Department of Housing and Urban Development  
 Office of Community Planning and Development  
 Integrated Disbursement and Information System  
 CDBG Housing Activities  
 BRYAN, TX

DATE: 12-20-17  
 TIME: 17:18  
 PAGE: 4

PGM YEAR	PROJ ID	IDIS ACT ID	ACTIVITY NAME	STATUS	MTX CD	NTL OBJ	Total EST. AMT	% CDBG	CDBG DRAWN AMOUNT	OCCUPIED TOTAL	UNITS L/M	% L/M	CUMULATIVE OCCUPIED OWNER	UNITS RENTER
2008	0003	697	HOUSING ACTIVITIES	COM	14A	LMH	198,996.04	100.0	198,996.04	31	31	100.0	31	0
2008	0003	734	CHR002	COM	14A	LMH	87,986.98	100.0	87,986.98	1	1	100.0	1	0
2008	0003	735	CRP006	COM	14H	LMH	86,554.40	6.5	5,626.85	2	2	100.0	2	0
2008 TOTALS: BUDGETED/UNDERWAY							0.00	0.0	0.00	0	0	0.0	0	0
COMPLETED							373,537.42	78.3	292,609.87	34	34	100.0	34	0
							373,537.42	78.3	292,609.87	34	34	100.0	34	0

PGM YEAR	PROJ ID	IDIS ACT ID	ACTIVITY NAME	STATUS	MTX CD	NTL OBJ	Total EST. AMT	% CDBG	CDBG DRAWN AMOUNT	OCCUPIED TOTAL	UNITS L/M	% L/M	CUMULATIVE OCCUPIED OWNER	UNITS RENTER
2007	0002	654	HOMEOWNER HOUSING ASSISTANCE	COM	14A	LMH	335,747.12	100.0	335,747.12	45	45	100.0	45	0
2007	0002	704	CRB001	COM	14A	LMH	24,700.83	100.0	24,700.83	1	1	100.0	1	0
2007	0002	705	CRB003	COM	14A	LMH	74,390.33	100.0	74,390.33	1	1	100.0	1	0
2007	0002	706	CRB004	COM	14A	LMH	4,431.10	100.0	4,431.10	1	1	100.0	1	0
2007	0016	729	CHR001	COM	14H	LMH	101,435.81	8.3	8,369.32	2	2	100.0	2	0
2007 TOTALS: BUDGETED/UNDERWAY							0.00	0.0	0.00	0	0	0.0	0	0
COMPLETED							540,705.19	82.7	447,638.70	50	50	100.0	50	0
							540,705.19	82.7	447,638.70	50	50	100.0	50	0

PGM YEAR	PROJ ID	IDIS ACT ID	ACTIVITY NAME	STATUS	MTX CD	NTL OBJ	Total EST. AMT	% CDBG	CDBG DRAWN AMOUNT	OCCUPIED TOTAL	UNITS L/M	% L/M	CUMULATIVE OCCUPIED OWNER	UNITS RENTER
2006	0002	586	HOMEOWNER HOUSING ASSISTANCE	COM	14A	LMH	294,046.93	100.0	294,046.93	28	28	100.0	28	0
2006 TOTALS: BUDGETED/UNDERWAY							0.00	0.0	0.00	0	0	0.0	0	0
COMPLETED							294,046.93	100.0	294,046.93	28	28	100.0	28	0
							294,046.93	100.0	294,046.93	28	28	100.0	28	0



IDIS - PR10

U.S. Department of Housing and Urban Development  
 Office of Community Planning and Development  
 Integrated Disbursement and Information System  
 CDBG Housing Activities  
 BRYAN, TX

DATE: 12-20-17  
 TIME: 17:18  
 PAGE: 5

PGM YEAR	PROJ ID	IDIS ACT ID	ACTIVITY NAME	STATUS	MTX CD	NTL OBJ	Total		CDBG DRAWN AMOUNT	OCCUPIED TOTAL	UNITS L/M	% L/M	CUMULATIVE	
							EST. AMT	% CDBG					OWNER	RENTER
2005	0004	551	HOUSING ACTIVITIES	COM	14A	LMH	379,365.58	100.0	379,365.58	42	42	100.0	42	0
							2005	TOTALS: BUDGETED/UNDERWAY		0.00	0	0.0	0	0
								COMPLETED		379,365.58	42	100.0	42	0
										379,365.58	42	100.0	42	0

PGM YEAR	PROJ ID	IDIS ACT ID	ACTIVITY NAME	STATUS	MTX CD	NTL OBJ	Total		CDBG DRAWN AMOUNT	OCCUPIED TOTAL	UNITS L/M	% L/M	CUMULATIVE	
							EST. AMT	% CDBG					OWNER	RENTER
2004	0002	485	HOMEOWNER HOUSING ASSISTANCE	COM	14A	LMH	242,680.29	100.0	242,680.29	19	19	100.0	0	19
							2004	TOTALS: BUDGETED/UNDERWAY		0.00	0	0.0	0	0
								COMPLETED		242,680.29	19	100.0	0	19
										242,680.29	19	100.0	0	19

PGM YEAR	PROJ ID	IDIS ACT ID	ACTIVITY NAME	STATUS	MTX CD	NTL OBJ	Total		CDBG DRAWN AMOUNT	OCCUPIED TOTAL	UNITS L/M	% L/M	CUMULATIVE	
							EST. AMT	% CDBG					OWNER	RENTER
2003	0003	448	HOMEOWNER HOUSING ASSISTANCE	COM	14A	LMH	217,142.65	100.0	217,142.65	41	41	100.0	0	41
							2003	TOTALS: BUDGETED/UNDERWAY		0.00	0	0.0	0	0
								COMPLETED		217,142.65	41	100.0	0	41
										217,142.65	41	100.0	0	41

PGM YEAR	PROJ ID	IDIS ACT ID	ACTIVITY NAME	STATUS	MTX CD	NTL OBJ	Total		CDBG DRAWN AMOUNT	OCCUPIED TOTAL	UNITS L/M	% L/M	CUMULATIVE	
							EST. AMT	% CDBG					OWNER	RENTER

IDIS - PR10

U.S. Department of Housing and Urban Development  
 Office of Community Planning and Development  
 Integrated Disbursement and Information System  
 CDBG Housing Activities  
 BRYAN, TX

DATE: 12-20-17  
 TIME: 17:18  
 PAGE: 6

2002	0018	392	CDBG HOUSING ASSISTANCE	COM	14A	LMH	186,202.12	100.0	186,202.12	15	15	100.0	0	15	
2002 TOTALS:							BUDGETED/UNDERWAY	0.00	0.0	0.00	0	0	0.0	0	0
							COMPLETED	186,202.12	100.0	186,202.12	15	15	100.0	0	15
								186,202.12	100.0	186,202.12	15	15	100.0	0	15

PGM YEAR	PROJ ID	IDIS ACT ID	ACTIVITY NAME	STATUS	MTX CD	NTL OBJ	Total EST. AMT	% CDBG	CDBG DRAWN AMOUNT	OCCUPIED TOTAL	UNITS L/M	% L/M	CUMULATIVE OCCUPIED OWNER	UNITS RENTER	
2001	0008	334	HOMEOWNER HOUSING ASSISTANCE	COM	14A	LMH	249,961.97	100.0	249,961.97	31	31	100.0	0	31	
2001	0008	430	FELICITAS COSINOS	COM	14A	LMH	19,100.00	0.0	0.00	3	3	100.0	0	3	
2001 TOTALS:							BUDGETED/UNDERWAY	0.00	0.0	0.00	0	0	0.0	0	0
							COMPLETED	269,061.97	92.9	249,961.97	34	34	100.0	0	34
								269,061.97	92.9	249,961.97	34	34	100.0	0	34

PGM YEAR	PROJ ID	IDIS ACT ID	ACTIVITY NAME	STATUS	MTX CD	NTL OBJ	Total EST. AMT	% CDBG	CDBG DRAWN AMOUNT	OCCUPIED TOTAL	UNITS L/M	% L/M	CUMULATIVE OCCUPIED OWNER	UNITS RENTER	
2000	0004	285	HOMEOWNERS HOUSING ASSISTANCE	COM	14A	LMH	178,322.97	100.0	178,322.97	30	30	100.0	0	30	
2000 TOTALS:							BUDGETED/UNDERWAY	0.00	0.0	0.00	0	0	0.0	0	0
							COMPLETED	178,322.97	100.0	178,322.97	30	30	100.0	0	30
								178,322.97	100.0	178,322.97	30	30	100.0	0	30

PGM YEAR	PROJ ID	IDIS ACT ID	ACTIVITY NAME	STATUS	MTX CD	NTL OBJ	Total EST. AMT	% CDBG	CDBG DRAWN AMOUNT	OCCUPIED TOTAL	UNITS L/M	% L/M	CUMULATIVE OCCUPIED OWNER	UNITS RENTER
1999	0003	229	HOMEOWNER HOUSING ASSISTANCE	COM	14A	LMH	224,501.71	100.0	224,501.71	15	14	93.3	0	15

IDIS - PR10

U.S. Department of Housing and Urban Development  
 Office of Community Planning and Development  
 Integrated Disbursement and Information System  
 CDBG Housing Activities  
 BRYAN, TX

DATE: 12-20-17  
 TIME: 17:18  
 PAGE: 7

1999	0008	234	RE-DEVELOPMENT AND/OR INFRASTRUCTURE	COM	14A	LMH	18,780.64	100.0	18,780.64	2	2	100.0	0	2
1999	0018	270	ALMA JONES	COM	14A	LMH	17,216.31	0.0	0.00	1	1	100.0	0	1
1999 TOTALS: BUDGETED/UNDERWAY							0.00	0.0	0.00	0	0	0.0	0	0
COMPLETED							260,498.66	93.3	243,282.35	18	17	94.4	0	18
							260,498.66	93.3	243,282.35	18	17	94.4	0	18

PGM YEAR	PROJ ID	IDIS ACT ID	ACTIVITY NAME	STATUS	MTX CD	NTL OBJ	Total		CDBG DRAWN AMOUNT	OCCUPIED TOTAL	UNITS L/M	% L/M	CUMULATIVE OCCUPIED UNITS	
							EST. AMT	% CDBG					OWNER	RENTER
1998	0004	172	1998 - HOMEOWNER HOUSING ASSISTANCE	COM	14H	LMH	132,190.59	0.0	132,190.59	0	0	0.0	0	0
1998	0004	196	1998 EMERGENCY REPAIR/REHAB	COM	14A	LMH	262,702.33	100.0	262,702.33	67	67	100.0	0	67
1998	0006	269	HOMEOWNERS ASSISTANCE	COM	14A	LMH	19,016.77	0.0	0.00	1	1	100.0	0	1
1998 TOTALS: BUDGETED/UNDERWAY							0.00	0.0	0.00	0	0	0.0	0	0
COMPLETED							413,909.69	95.4	394,892.92	68	68	100.0	0	68
							413,909.69	95.4	394,892.92	68	68	100.0	0	68


PGM YEAR	PROJ ID	IDIS ACT ID	ACTIVITY NAME	STATUS	MTX CD	NTL OBJ	Total		CDBG DRAWN AMOUNT	OCCUPIED TOTAL	UNITS L/M	% L/M	CUMULATIVE OCCUPIED UNITS	
							EST. AMT	% CDBG					OWNER	RENTER
1997	0008	103	1997 HOME OWNER HOUSING ASSISTANCE	COM	14A	LMH	187,968.00	100.0	187,968.00	62	62	100.0	0	62
1997	0008	128	1997 - HOUSING ADMINISTRATIVE (CDBG)	COM	14H	LMH	131,305.00	0.0	131,305.00	0	0	0.0	0	0
1997	0008	133	ELDER AID EMERGENCY	COM	14A	LMH	10,000.00	100.0	10,000.00	13	13	100.0	0	13
1997	0021	161	HBR-031	COM	14A	LMH	20,053.00	19.9	4,000.00	1	1	100.0	0	1
1997 TOTALS: BUDGETED/UNDERWAY							0.00	0.0	0.00	0	0	0.0	0	0
COMPLETED							349,326.00	95.4	333,273.00	76	76	100.0	0	76
							349,326.00	95.4	333,273.00	76	76	100.0	0	76

IDIS - PR10

U.S. Department of Housing and Urban Development  
 Office of Community Planning and Development  
 Integrated Disbursement and Information System  
 CDBG Housing Activities  
 BRYAN, TX

DATE: 12-20-17  
 TIME: 17:18  
 PAGE: 8

PGM YEAR	PROJ ID	IDIS ACT ID	ACTIVITY NAME	STATUS	MTX CD	NTL OBJ	Total			CDBG DRAWN AMOUNT	OCCUPIED TOTAL	UNITS L/M	% L/M	CUMULATIVE	
							EST. AMT	% CDBG						OWNER	RENTER
1995	0005	165	1995 MULTI-UNIT RESIDENTIAL	COM	14A	LMH	0.00			0.00	29	29	100.0	0	29
			1995 TOTALS: BUDGETED/UNDERWAY				0.00	0.0		0.00	0	0	0.0	0	0
			COMPLETED				0.00	0.0		0.00	29	29	100.0	0	29
							0.00	0.0		0.00	29	29	100.0	0	29
1994	0002	19	Unknown	COM	14A	LMH	0.00	0.0		0.00	0	0	0.0	0	0
1994	0002	34	MULTI-FAMILY RENTAL REHAB	COM	14B	LMH	0.00			0.00	29	29	100.0	0	29
1994	0002	40	Unknown	COM	14A	LMH	0.00			0.00	2	2	100.0	0	2
			1994 TOTALS: BUDGETED/UNDERWAY				0.00	0.0		0.00	0	0	0.0	0	0
			COMPLETED				0.00	0.0		0.00	31	31	100.0	0	31
							0.00	0.0		0.00	31	31	100.0	0	31

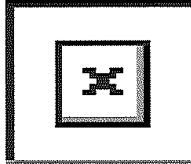


U.S. Department of Housing and Urban Development  
Office of Community Planning and Development  
Integrated Disbursement and Information System  
Status of HOME Activities - Entitlement  
BRYAN, TX

DATE: 12-16-17  
TIME: 11:14  
PAGE: 1

**IDIS - PR22**

Tenure Type	Activity Type	IDIS Activity	Activity Address	Activity Status	Status Date	Total Units	Home Units	Initial Funding Date	Committed Amount	Drawn Amount	PCT
Rental	NEW CONSTRUCTION	978	1015 Bittle Ln , Bryan TX, 77803	Completed	11/27/17	1	1	09/26/16	\$84,747.90	\$84,747.90	100.00%
Homebuyer	ACQUISITION ONLY	976	212A Peach St , Bryan TX, 77803	Completed	06/22/17	1	1	08/26/16	\$9,562.98	\$9,562.98	100.00%
Homebuyer	ACQUISITION ONLY	977	4503 Laura Ln , Bryan TX, 77803	Completed	06/27/17	1	1	08/26/16	\$12,551.69	\$12,551.69	100.00%
Homebuyer	ACQUISITION ONLY	979	2909 Sweet Gum Dr , Bryan TX, 77803	Completed	06/22/17	1	1	09/29/16	\$10,473.65	\$10,473.65	100.00%
Homebuyer	ACQUISITION ONLY	995	1209 Graham Dr , Bryan TX, 77803	Completed	11/29/17	1	1	06/05/17	\$9,216.78	\$9,216.78	100.00%
Homebuyer	ACQUISITION ONLY	997	2902 Sweet Gum Dr , Bryan TX, 77803	Completed	11/29/17	1	1	06/22/17	\$9,489.66	\$9,489.66	100.00%
Homebuyer	ACQUISITION ONLY	1000	510 Ash St , Bryan TX, 77803	Completed	11/29/17	1	1	08/22/17	\$9,401.01	\$9,401.01	100.00%
Homeowner Rehab	REHABILITATION	951	407 W 18th St , Bryan TX, 77803	Completed	06/22/17	1	1	08/21/15	\$114,880.84	\$114,880.84	100.00%
Homeowner Rehab	REHABILITATION	973	1012 Hall St , Bryan TX, 77803	Completed	11/14/17	1	1	06/17/16	\$128,307.43	\$128,307.43	100.00%
Homeowner Rehab	REHABILITATION	980	807 Dansby St , Bryan TX, 77803	Completed	11/29/17	1	1	09/28/16	\$108,837.18	\$108,837.18	100.00%
Homeowner Rehab	REHABILITATION	996	1218 Henderson St , Bryan TX, 77803	Open	11/06/17	1	1	06/22/17	\$188,897.62	\$65,336.87	34.59%



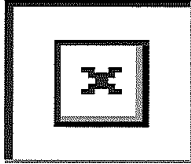
U.S. Department of Housing and Urban Development  
 Office of Community Planning and Development  
 Integrated Disbursement and Information System  
 CDBG Summary of Accomplishments  
 Program Year: 2016

DATE: 12-20-17  
 TIME: 17:21  
 PAGE: 1

BRYAN

**Count of CDBG Activities with Disbursements by Activity Group & Matrix Code**


Activity Group	Activity Category	Open Count	Open Activities Disbursed	Completed Count	Completed Activities Disbursed	Program Year Count	Total Activities Disbursed
Acquisition	Clearance and Demolition (04)	0	\$0.00	1	(\$1,817.89)	1	(\$1,817.89)
	<b>Total Acquisition</b>	<b>0</b>	<b>\$0.00</b>	<b>1</b>	<b>(\$1,817.89)</b>	<b>1</b>	<b>(\$1,817.89)</b>
Housing	Direct Homeownership Assistance (13)	0	\$0.00	7	\$57,789.55	7	\$57,789.55
	Rehab; Single-Unit Residential (14A)	2	\$286,920.48	3	\$435,644.20	5	\$722,564.68
	<b>Total Housing</b>	<b>2</b>	<b>\$286,920.48</b>	<b>10</b>	<b>\$493,433.75</b>	<b>12</b>	<b>\$780,354.23</b>
Public Services	Operating Costs of Homeless/AIDS Patients Programs (03T)	0	\$0.00	2	\$0.00	2	\$0.00
	Youth Services (05D)	0	\$0.00	4	\$54,755.00	4	\$54,755.00
	Child Care Services (05L)	0	\$0.00	1	\$0.00	1	\$0.00
	Health Services (05M)	0	\$0.00	1	\$30,000.00	1	\$30,000.00
	Mental Health Services (05O)	0	\$0.00	1	\$32,715.00	1	\$32,715.00
	Subsistence Payment (05Q)	0	\$0.00	1	\$10,811.00	1	\$10,811.00
	<b>Total Public Services</b>	<b>0</b>	<b>\$0.00</b>	<b>10</b>	<b>\$128,281.00</b>	<b>10</b>	<b>\$128,281.00</b>
General Administration and Planning	General Program Administration (21A)	1	\$0.00	2	\$159,286.70	3	\$159,286.70
	<b>Total General Administration and Planning</b>	<b>1</b>	<b>\$0.00</b>	<b>2</b>	<b>\$159,286.70</b>	<b>3</b>	<b>\$159,286.70</b>
<b>Grand Total</b>		<b>3</b>	<b>\$286,920.48</b>	<b>23</b>	<b>\$779,183.56</b>	<b>26</b>	<b>\$1,066,104.04</b>



BRYAN

**CDBG Sum of Actual Accomplishments by Activity Group and Accomplishment Type**

Activity Group	Matrix Code	Accomplishment Type	Program Year		
			Open Count	Completed Count	Totals
Acquisition	Clearance and Demolition (04)	Housing Units	0	1	1
	<b>Total Acquisition</b>		<b>0</b>	<b>1</b>	<b>1</b>
Housing	Direct Homeownership Assistance (13)	Households	0	7	7
	Rehab; Single-Unit Residential (14A)	Housing Units	43	109	152
	<b>Total Housing</b>		<b>43</b>	<b>116</b>	<b>159</b>
Public Services	Operating Costs of Homeless/AIDS Patients Programs (03T)	Persons	0	800	800
	Youth Services (05D)	Persons	0	1,579	1,579
	Child Care Services (05L)	Persons	0	360	360
	Health Services (05M)	Persons	0	622	622
	Mental Health Services (05O)	Persons	0	58	58
	Subsistence Payment (05Q)	Persons	0	555	555
	<b>Total Public Services</b>		<b>0</b>	<b>3,974</b>	<b>3,974</b>
<b>Grand Total</b>			<b>43</b>	<b>4,091</b>	<b>4,134</b>




BRYAN

**CDBG Beneficiaries by Racial / Ethnic Category**

Housing-Non Housing	Race	Total Hispanic		Total Hispanic Households	
		Total Persons	Persons		
Housing	White	0	0	56	
	Black/African American	0	0	103	
	<b>Total Housing</b>	<b>0</b>	<b>0</b>	<b>159</b>	
Non Housing	White	2,238	1,134	0	
	Black/African American	1,440	65	0	
	Asian	12	2	0	
	American Indian/Alaskan Native	21	9	0	
	Native Hawaiian/Other Pacific Islander	2	1	0	
	American Indian/Alaskan Native & White	15	6	0	
	Asian & White	14	0	0	
	Black/African American & White	182	22	0	
	Amer. Indian/Alaskan Native & Black/African Amer.	17	2	0	
	Other multi-racial	33	21	0	
	<b>Total Non Housing</b>	<b>3,974</b>	<b>1,262</b>	<b>0</b>	
	Grand Total	White	2,238	1,134	56
		Black/African American	1,440	65	103
Asian		12	2	0	
American Indian/Alaskan Native		21	9	0	
Native Hawaiian/Other Pacific Islander		2	1	0	
American Indian/Alaskan Native & White		15	6	0	
Asian & White		14	0	0	
Black/African American & White		182	22	0	
Amer. Indian/Alaskan Native & Black/African Amer.		17	2	0	
Other multi-racial		33	21	0	
<b>Total Grand Total</b>		<b>3,974</b>	<b>1,262</b>	<b>159</b>	






BRYAN

**CDBG Beneficiaries by Income Category**

	<b>Income Levels</b>	<b>Owner Occupied</b>	<b>Renter Occupied</b>	<b>Persons</b>
Housing	Extremely Low (<=30%)	24	0	0
	Low (>30% and <=50%)	26	0	0
	Mod (>50% and <=80%)	25	0	0
	Total Low-Mod	75	0	0
	Non Low-Mod (>80%)	0	0	0
	Total Beneficiaries	75	0	0
Non Housing	Extremely Low (<=30%)	0	0	1,397
	Low (>30% and <=50%)	0	0	237
	Mod (>50% and <=80%)	0	0	323
	Total Low-Mod	0	0	1,957
	Non Low-Mod (>80%)	0	0	56
	Total Beneficiaries	0	0	2,013



Program Year: 2016

Start Date 01-Oct-2016 - End Date 30-Sep-2017

**BRYAN**

**Home Disbursements and Unit Completions**

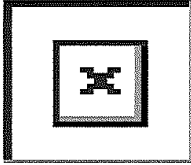
Activity Type	Disbursed Amount	Units Completed	Units Occupied
First Time Homebuyers	\$113,915.77	8	8
Existing Homeowners	\$249,111.19	2	2
Total, Homebuyers and Homeowners	\$363,026.96	10	10
<b>Grand Total</b>	<b>\$363,026.96</b>	<b>10</b>	<b>10</b>

**Home Unit Completions by Percent of Area Median Income**

Activity Type	Units Completed				
	31% - 50%	51% - 60%	61% - 80%	Total 0% - 60%	Total 0% - 80%
First Time Homebuyers	1	4	3	5	8
Existing Homeowners	1	0	1	1	2
Total, Homebuyers and Homeowners	2	4	4	6	10
<b>Grand Total</b>	<b>2</b>	<b>4</b>	<b>4</b>	<b>6</b>	<b>10</b>

**Home Unit Reported As Vacant**

Activity Type	Reported as Vacant
First Time Homebuyers	0
Existing Homeowners	0
Total, Homebuyers and Homeowners	0
<b>Grand Total</b>	<b>0</b>



Program Year: 2016


Start Date 01-Oct-2016 - End Date 30-Sep-2017

**BRYAN**

**Home Unit Completions by Racial / Ethnic Category**

	<b>First Time Homebuyers</b>		<b>Existing Homeowners</b>	
	<b>Units Completed</b>	<b>Units Completed - Hispanics</b>	<b>Units Completed</b>	<b>Units Completed - Hispanics</b>
White	7	5	1	1
Black/African American	1	0	1	0
<b>Total</b>	<b>8</b>	<b>5</b>	<b>2</b>	<b>1</b>

	<b>Total, Homebuyers and Homeowners</b>		<b>Grand Total</b>	
	<b>Units Completed</b>	<b>Units Completed - Hispanics</b>	<b>Units Completed</b>	<b>Units Completed - Hispanics</b>
White	8	6	8	6
Black/African American	2	0	2	0
<b>Total</b>	<b>10</b>	<b>6</b>	<b>10</b>	<b>6</b>



Funds Not Subgranted To CHDOS

Fiscal Year	Fund Type	Balance to Reserve
2017	CHDO RESERVE CR	\$37,528.35
Total For 2017 Funds (CR+CC+CL)		\$37,528.35
Total For 2017 Funds (CO)		\$0.00

Funds Not Subgranted To CHDOS


Fiscal Year	Fund Type	Balance to Reserve
2016	CHDO RESERVE CR	\$40,907.55
Total For 2016 Funds (CR+CC+CL)		\$40,907.55
Total For 2016 Funds (CO)		\$0.00

Funds Subgranted To CHDOS

Fiscal Year	CHDO Name	Fund Type	Amount Reserved	Amount Committed	Balance to Commit	% Committed Reserved	Amount Disbursed	% Disbursed Committed
2015	ELDER-AID	CR	\$39,339.30	\$39,339.30	\$0.00	100.0%	\$39,339.30	100.0%
Fund Type Total for 2015		CR	\$39,339.30	\$39,339.30	\$0.00	100.0%	\$39,339.30	100.0%
Total For 2015 Funds (CR+CC+CL)			\$39,339.30					
Total For 2015 Funds (CO)			\$0.00					

Funds Subgranted To CHDOS

Fiscal Year	CHDO Name	Fund Type	Amount Reserved	Amount Committed	Balance to Commit	% Committed Reserved	Amount Disbursed	% Disbursed Committed
2014	ELDER-AID	CR	\$45,408.60	\$45,408.60	\$0.00	100.0%	\$45,408.60	100.0%
Fund Type Total for 2014		CR	\$45,408.60	\$45,408.60	\$0.00	100.0%	\$45,408.60	100.0%
Total For 2014 Funds (CR+CC+CL)			\$45,408.60					
Total For 2014 Funds (CO)			\$0.00					



U.S. Department of Housing and Urban Development  
 Office of Community Planning and Development  
 Integrated Disbursement and Information System  
 PR 25 - Status of CHDO Funds by Fiscal Year Report  
 BRYAN, TX

DATE: 12-16-17  
 TIME: 11:17  
 PAGE: 2

Funds Subgranted To CHDOS

Fiscal Year	CHDO Name	Fund Type	Amount	Amount	Balance	%	Amount	%
			Reserved	Committed	to	Committed	Disbursed	Disbursed
2013	ELDER-AID	CR	\$45,188.70	\$45,188.70	\$0.00	100.0%	\$45,188.70	100.0%
Fund Type Total for 2013			\$45,188.70	\$45,188.70	\$0.00	100.0%	\$45,188.70	100.0%
Total For 2013 Funds (CR+CC+CL)			\$45,188.70					
Total For 2013 Funds (CO)			\$0.00					

Funds Subgranted To CHDOS


Fiscal Year	CHDO Name	Fund Type	Amount	Amount	Balance	%	Amount	%
			Reserved	Committed	to	Committed	Disbursed	Disbursed
2012	ELDER-AID	CO	\$15,361.00	\$15,361.00	\$0.00	100.0%	\$15,361.00	100.0%
Fund Type Total for 2012			\$15,361.00	\$15,361.00	\$0.00	100.0%	\$15,361.00	100.0%
ELDER-AID			\$46,085.00	\$46,085.00	\$0.00	100.0%	\$46,085.00	100.0%
Fund Type Total for 2012			\$46,085.00	\$46,085.00	\$0.00	100.0%	\$46,085.00	100.0%
Total For 2012 Funds (CR+CC+CL)			\$46,085.00					
Total For 2012 Funds (CO)			\$15,361.00					

Funds Subgranted To CHDOS

Fiscal Year	CHDO Name	Fund Type	Amount	Amount	Balance	%	Amount	%
			Reserved	Committed	to	Committed	Disbursed	Disbursed
2011	NO LIMITS IEDC	CR	\$62,661.60	\$62,661.60	\$0.00	100.0%	\$62,661.60	100.0%
Fund Type Total for 2011			\$62,661.60	\$62,661.60	\$0.00	100.0%	\$62,661.60	100.0%
Total For 2011 Funds (CR+CC+CL)			\$62,661.60					
Total For 2011 Funds (CO)			\$0.00					

Funds Subgranted To CHDOS

Fiscal Year	CHDO Name	Fund Type	Amount	Amount	Balance	%	Amount	%
			Reserved	Committed	to	Committed	Disbursed	Disbursed
2010	ELDER-AID	CR	\$70,780.20	\$70,780.20	\$0.00	100.0%	\$70,780.20	100.0%
Fund Type Total for 2010			\$70,780.20	\$70,780.20	\$0.00	100.0%	\$70,780.20	100.0%
Total For 2010 Funds (CR+CC+CL)			\$70,780.20					
Total For 2010 Funds (CO)			\$0.00					



U.S. Department of Housing and Urban Development  
 Office of Community Planning and Development  
 Integrated Disbursement and Information System  
 PR 25 - Status of CHDO Funds by Fiscal Year Report  
 BRYAN, TX

DATE: 12-16-17  
 TIME: 11:17  
 PAGE: 3

Funds Subgranted To CHDOS

Fiscal Year	CHDO Name	Fund Type	Amount	Amount	Balance	%	Amount	%
			Reserved	Committed	to Commit	Committed Reserved	Disbursed	Disbursed Committed
2009	EMBRACE BRAZOS VALLEY, INC.	CO	\$5,000.00	\$5,000.00	\$0.00	100.0%	\$5,000.00	100.0%
	<b>Fund Type Total for 2009</b>	<b>CO</b>	<b>\$5,000.00</b>	<b>\$5,000.00</b>	<b>\$0.00</b>	<b>100.0%</b>	<b>\$5,000.00</b>	<b>100.0%</b>
	ELDER-AID	CR	\$48,500.00	\$48,500.00	\$0.00	100.0%	\$48,500.00	100.0%
	EMBRACE BRAZOS VALLEY, INC.	CR	\$22,705.90	\$22,705.90	\$0.00	100.0%	\$22,705.90	100.0%
	<b>Fund Type Total for 2009</b>	<b>CR</b>	<b>\$71,205.90</b>	<b>\$71,205.90</b>	<b>\$0.00</b>	<b>100.0%</b>	<b>\$71,205.90</b>	<b>100.0%</b>
<b>Total For 2009 Funds (CR+CC+CL)</b>			<b>\$71,205.90</b>					
<b>Total For 2009 Funds (CO)</b>			<b>\$5,000.00</b>					

Funds Subgranted To CHDOS

Fiscal Year	CHDO Name	Fund Type	Amount	Amount	Balance	%	Amount	%
			Reserved	Committed	to Commit	Committed Reserved	Disbursed	Disbursed Committed
2008	EMBRACE BRAZOS VALLEY, INC.	CR	\$15,059.90	\$15,059.90	\$0.00	100.0%	\$15,059.90	100.0%
	NO LIMITS IEDC	CR	\$49,000.00	\$49,000.00	\$0.00	100.0%	\$49,000.00	100.0%
	<b>Fund Type Total for 2008</b>	<b>CR</b>	<b>\$64,059.90</b>	<b>\$64,059.90</b>	<b>\$0.00</b>	<b>100.0%</b>	<b>\$64,059.90</b>	<b>100.0%</b>
<b>Total For 2008 Funds (CR+CC+CL)</b>			<b>\$64,059.90</b>					
<b>Total For 2008 Funds (CO)</b>			<b>\$0.00</b>					


Funds Subgranted To CHDOS

Fiscal Year	CHDO Name	Fund Type	Amount	Amount	Balance	%	Amount	%
			Reserved	Committed	to Commit	Committed Reserved	Disbursed	Disbursed Committed
2007	ELDER-AID	CR	\$30,618.43	\$30,618.43	\$0.00	100.0%	\$30,618.43	100.0%
	EMBRACE BRAZOS VALLEY, INC.	CR	\$35,337.77	\$35,337.77	\$0.00	100.0%	\$35,337.77	100.0%
	<b>Fund Type Total for 2007</b>	<b>CR</b>	<b>\$65,956.20</b>	<b>\$65,956.20</b>	<b>\$0.00</b>	<b>100.0%</b>	<b>\$65,956.20</b>	<b>100.0%</b>
<b>Total For 2007 Funds (CR+CC+CL)</b>			<b>\$65,956.20</b>					
<b>Total For 2007 Funds (CO)</b>			<b>\$0.00</b>					

Funds Subgranted To CHDOS

Fiscal Year	CHDO Name	Fund Type	Amount	Amount	Balance	%	Amount	%
			Reserved	Committed	to Commit	Committed Reserved	Disbursed	Disbursed Committed
2006	ELDER-AID	CR	\$66,646.65	\$66,646.65	\$0.00	100.0%	\$66,646.65	100.0%
	<b>Fund Type Total for 2006</b>	<b>CR</b>	<b>\$66,646.65</b>	<b>\$66,646.65</b>	<b>\$0.00</b>	<b>100.0%</b>	<b>\$66,646.65</b>	<b>100.0%</b>
<b>Total For 2006 Funds (CR+CC+CL)</b>			<b>\$66,646.65</b>					
<b>Total For 2006 Funds (CO)</b>			<b>\$0.00</b>					





U.S. Department of Housing and Urban Development  
 Office of Community Planning and Development  
 Integrated Disbursement and Information System  
 PR 25 - Status of CHDO Funds by Fiscal Year Report  
 BRYAN, TX

DATE: 12-16-17  
 TIME: 11:17  
 PAGE: 4

Funds Subgranted To CHDOS

Fiscal Year	CHDO Name	Fund Type	Amount Reserved	Amount Committed	Balance to Commit	% Committed Reserved	Amount Disbursed	% Disbursed Committed
2005	ELDER-AID	CR	\$70,752.60	\$70,752.60	\$0.00	100.0%	\$70,752.60	100.0%
Fund Type Total for 2005			\$70,752.60	\$70,752.60	\$0.00	100.0%	\$70,752.60	100.0%
Total For 2005 Funds (CR+CC+CL)			\$70,752.60					
Total For 2005 Funds (CO)			\$0.00					

Funds Subgranted To CHDOS

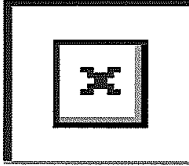
Fiscal Year	CHDO Name	Fund Type	Amount Reserved	Amount Committed	Balance to Commit	% Committed Reserved	Amount Disbursed	% Disbursed Committed
2004	ELDER-AID	CR	\$75,058.20	\$75,058.20	\$0.00	100.0%	\$75,058.20	100.0%
Fund Type Total for 2004			\$75,058.20	\$75,058.20	\$0.00	100.0%	\$75,058.20	100.0%
Total For 2004 Funds (CR+CC+CL)			\$75,058.20					
Total For 2004 Funds (CO)			\$0.00					

Funds Subgranted To CHDOS

Fiscal Year	CHDO Name	Fund Type	Amount Reserved	Amount Committed	Balance to Commit	% Committed Reserved	Amount Disbursed	% Disbursed Committed
2003	ELDER-AID	CR	\$75,468.75	\$75,468.75	\$0.00	100.0%	\$75,468.75	100.0%
Fund Type Total for 2003			\$75,468.75	\$75,468.75	\$0.00	100.0%	\$75,468.75	100.0%
Total For 2003 Funds (CR+CC+CL)			\$75,468.75					
Total For 2003 Funds (CO)			\$0.00					

Funds Subgranted To CHDOS

Fiscal Year	CHDO Name	Fund Type	Amount Reserved	Amount Committed	Balance to Commit	% Committed Reserved	Amount Disbursed	% Disbursed Committed
2002	ELDER-AID	CR	\$66,300.00	\$66,300.00	\$0.00	100.0%	\$66,300.00	100.0%
Fund Type Total for 2002			\$66,300.00	\$66,300.00	\$0.00	100.0%	\$66,300.00	100.0%
Total For 2002 Funds (CR+CC+CL)			\$66,300.00					
Total For 2002 Funds (CO)			\$0.00					



U.S. Department of Housing and Urban Development  
 Office of Community Planning and Development  
 Integrated Disbursement and Information System  
 PR 25 - Status of CHDO Funds by Fiscal Year Report  
 BRYAN, TX

DATE: 12-16-17  
 TIME: 11:17  
 PAGE: 5

Funds Subgranted To CHDOS

Fiscal Year	CHDO Name	Fund Type	Amount Reserved	Amount Committed	Balance to Commit	% Committed Reserved	Amount Disbursed	% Disbursed Committed
2001	ELDER-AID	CR	\$66,750.00	\$66,750.00	\$0.00	100.0%	\$66,750.00	100.0%
Fund Type Total for 2001			\$66,750.00	\$66,750.00	\$0.00	100.0%	\$66,750.00	100.0%
Total For 2001 Funds (CR+CC+CL)			\$66,750.00					
Total For 2001 Funds (CO)			\$0.00					

Funds Subgranted To CHDOS

Fiscal Year	CHDO Name	Fund Type	Amount Reserved	Amount Committed	Balance to Commit	% Committed Reserved	Amount Disbursed	% Disbursed Committed
2000	ELDER-AID	CR	\$59,850.00	\$59,850.00	\$0.00	100.0%	\$59,850.00	100.0%
Fund Type Total for 2000			\$59,850.00	\$59,850.00	\$0.00	100.0%	\$59,850.00	100.0%
Total For 2000 Funds (CR+CC+CL)			\$59,850.00					
Total For 2000 Funds (CO)			\$0.00					


Funds Subgranted To CHDOS

Fiscal Year	CHDO Name	Fund Type	Amount Reserved	Amount Committed	Balance to Commit	% Committed Reserved	Amount Disbursed	% Disbursed Committed
1999	ELDER-AID	CR	\$60,000.00	\$60,000.00	\$0.00	100.0%	\$60,000.00	100.0%
Fund Type Total for 1999			\$60,000.00	\$60,000.00	\$0.00	100.0%	\$60,000.00	100.0%
Total For 1999 Funds (CR+CC+CL)			\$60,000.00					
Total For 1999 Funds (CO)			\$0.00					

Funds Subgranted To CHDOS

Fiscal Year	CHDO Name	Fund Type	Amount Reserved	Amount Committed	Balance to Commit	% Committed Reserved	Amount Disbursed	% Disbursed Committed
1998	ELDER-AID	CR	\$55,500.00	\$55,500.00	\$0.00	100.0%	\$55,500.00	100.0%
Fund Type Total for 1998			\$55,500.00	\$55,500.00	\$0.00	100.0%	\$55,500.00	100.0%
Total For 1998 Funds (CR+CC+CL)			\$55,500.00					
Total For 1998 Funds (CO)			\$0.00					





U.S. Department of Housing and Urban Development  
 Office of Community Planning and Development  
 Integrated Disbursement and Information System  
 PR 25 - Status of CHDO Funds by Fiscal Year Report  
 BRYAN, TX

DATE: 12-16-17  
 TIME: 11:17  
 PAGE: 6

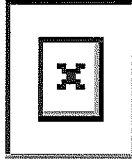
Funds Subgranted To CHDOS

Fiscal Year	CHDO Name	Fund Type	Amount Reserved	Amount Committed	Balance to Commit	% Committed Reserved	Amount Disbursed	% Disbursed Committed
1997	ELDER-AID	CR	\$52,350.00	\$52,350.00	\$0.00	100.0%	\$52,350.00	100.0%
Fund Type Total for 1997			\$52,350.00	\$52,350.00	\$0.00	100.0%	\$52,350.00	100.0%
Total For 1997 Funds (CR+CC+CL)			\$52,350.00					
Total For 1997 Funds (CO)			\$0.00					

Funds Subgranted To CHDOS

Fiscal Year	CHDO Name	Fund Type	Amount Reserved	Amount Committed	Balance to Commit	% Committed Reserved	Amount Disbursed	% Disbursed Committed
1996	ELDER-AID	CR	\$75,000.00	\$75,000.00	\$0.00	100.0%	\$75,000.00	100.0%
Fund Type Total for 1996			\$75,000.00	\$75,000.00	\$0.00	100.0%	\$75,000.00	100.0%
Total For 1996 Funds (CR+CC+CL)			\$75,000.00					
Total For 1996 Funds (CO)			\$0.00					

Total For All Years ( Subgranted to CHDOS )			\$1,254,722.60					
Total For All Years ( Not Subgranted to CHDOS )			\$78,435.90					
Grand Total			\$1,333,158.50					



Office of Community Planning and Development  
U.S. Department of Housing and Urban Development  
Integrated Disbursement and Information System  
PR26 - CDBG Financial Summary Report

DATE: 12-20-17  
TIME: 16:58  
PAGE: 1

Program Year 2016  
BRYAN , TX

**PART I: SUMMARY OF CDBG RESOURCES**

01 UNEXPENDED CDBG FUNDS AT END OF PREVIOUS PROGRAM YEAR	572,551.40
02 ENTITLEMENT GRANT	855,207.00
03 SURPLUS URBAN RENEWAL	0.00
04 SECTION 108 GUARANTEED LOAN FUNDS	0.00
05 CURRENT YEAR PROGRAM INCOME	21,957.95
05a CURRENT YEAR SECTION 108 PROGRAM INCOME (FOR SI TYPE)	0.00
06 FUNDS RETURNED TO THE LINE-OF-CREDIT	1,817.89
06a FUNDS RETURNED TO THE LOCAL CDBG ACCOUNT	0.00
07 ADJUSTMENT TO COMPUTE TOTAL AVAILABLE	(1,817.89)
08 TOTAL AVAILABLE (SUM, LINES 01-07)	1,449,716.35

**PART II: SUMMARY OF CDBG EXPENDITURES**

09 DISBURSEMENTS OTHER THAN SECTION 108 REPAYMENTS AND PLANNING/ADMINISTRATION	906,817.34
10 ADJUSTMENT TO COMPUTE TOTAL AMOUNT SUBJECT TO LOW/MOD BENEFIT	0.00
11 AMOUNT SUBJECT TO LOW/MOD BENEFIT (LINE 09 + LINE 10)	906,817.34
12 DISBURSED IN IDIS FOR PLANNING/ADMINISTRATION	159,286.70
13 DISBURSED IN IDIS FOR SECTION 108 REPAYMENTS	0.00
14 ADJUSTMENT TO COMPUTE TOTAL EXPENDITURES	1,817.89
15 TOTAL EXPENDITURES (SUM, LINES 11-14)	1,067,921.93
16 UNEXPENDED BALANCE (LINE 08 - LINE 15)	381,794.42

**PART III: LOWMOD BENEFIT THIS REPORTING PERIOD**

17 EXPENDED FOR LOW/MOD HOUSING IN SPECIAL AREAS	0.00
18 EXPENDED FOR LOW/MOD MULTI-UNIT HOUSING	0.00
19 DISBURSED FOR OTHER LOW/MOD ACTIVITIES	908,635.23
20 ADJUSTMENT TO COMPUTE TOTAL LOW/MOD CREDIT	0.00
21 TOTAL LOW/MOD CREDIT (SUM, LINES 17-20)	908,635.23
22 PERCENT LOW/MOD CREDIT (LINE 21/LINE 11)	100.20%

**LOW/MOD BENEFIT FOR MULTI-YEAR CERTIFICATIONS**


23 PROGRAM YEARS(PY) COVERED IN CERTIFICATION	PY: PY: PY:
24 CUMULATIVE NET EXPENDITURES SUBJECT TO LOW/MOD BENEFIT CALCULATION	0.00
25 CUMULATIVE EXPENDITURES BENEFITING LOW/MOD PERSONS	0.00
26 PERCENT BENEFIT TO LOW/MOD PERSONS (LINE 25/LINE 24)	0.00%

**PART IV: PUBLIC SERVICE (PS) CAP CALCULATIONS**

27 DISBURSED IN IDIS FOR PUBLIC SERVICES	128,281.00
28 PS UNLIQUIDATED OBLIGATIONS AT END OF CURRENT PROGRAM YEAR	0.00
29 PS UNLIQUIDATED OBLIGATIONS AT END OF PREVIOUS PROGRAM YEAR	0.00
30 ADJUSTMENT TO COMPUTE TOTAL PS OBLIGATIONS	0.00
31 TOTAL PS OBLIGATIONS (LINE 27 + LINE 28 - LINE 29 + LINE 30)	128,281.00
32 ENTITLEMENT GRANT	855,207.00
33 PRIOR YEAR PROGRAM INCOME	83,578.40
34 ADJUSTMENT TO COMPUTE TOTAL SUBJECT TO PS CAP	0.00
35 TOTAL SUBJECT TO PS CAP (SUM, LINES 32-34)	938,785.40
36 PERCENT FUNDS OBLIGATED FOR PS ACTIVITIES (LINE 31/LINE 35)	13.66%

**PART V: PLANNING AND ADMINISTRATION (PA) CAP**

37 DISBURSED IN IDIS FOR PLANNING/ADMINISTRATION	159,286.70
38 PA UNLIQUIDATED OBLIGATIONS AT END OF CURRENT PROGRAM YEAR	0.00
39 PA UNLIQUIDATED OBLIGATIONS AT END OF PREVIOUS PROGRAM YEAR	0.00
40 ADJUSTMENT TO COMPUTE TOTAL PA OBLIGATIONS	0.00
41 TOTAL PA OBLIGATIONS (LINE 37 + LINE 38 - LINE 39 +LINE 40)	159,286.70
42 ENTITLEMENT GRANT	855,207.00
43 CURRENT YEAR PROGRAM INCOME	21,957.95
44 ADJUSTMENT TO COMPUTE TOTAL SUBJECT TO PA CAP	0.00
45 TOTAL SUBJECT TO PA CAP (SUM, LINES 42-44)	877,164.95
46 PERCENT FUNDS OBLIGATED FOR PA ACTIVITIES (LINE 41/LINE 45)	18.16%




LINE 17 DETAIL: ACTIVITIES TO CONSIDER IN DETERMINING THE AMOUNT TO ENTER ON LINE 17  
 Report returned no data.

LINE 18 DETAIL: ACTIVITIES TO CONSIDER IN DETERMINING THE AMOUNT TO ENTER ON LINE 18  
 Report returned no data.

LINE 19 DETAIL: ACTIVITIES INCLUDED IN THE COMPUTATION OF LINE 19

Plan Year	IDIS Project	IDIS Activity	Voucher Number	Activity Name	Matrix Code	National Objective	Drawn Amount
2016	3	989	6093549	QL2535 - Bryan Parks and Recreation	05D	LMC	\$35,000.00
2016	5	990	6027693	QL2534 - Voices For Children, Inc.	05D	LMC	\$5,343.00
2016	5	990	6055453	QL2534 - Voices For Children, Inc.	05D	LMC	\$3,271.00
2016	5	990	6093549	QL2534 - Voices For Children, Inc.	05D	LMC	\$11,141.00
					<b>05D</b>	<b>Matrix Code</b>	<b>\$54,755.00</b>
2016	7	986	6027693	QL2533- Brazos Maternal & Child Health Clinic, Inc.	05M	LMC	\$7,545.08
2016	7	986	6055453	QL2533- Brazos Maternal & Child Health Clinic, Inc.	05M	LMC	\$3,558.46
2016	7	986	6081726	QL2533- Brazos Maternal & Child Health Clinic, Inc.	05M	LMC	\$9,184.58
2016	7	986	6093549	QL2533- Brazos Maternal & Child Health Clinic, Inc.	05M	LMC	\$9,711.88
					<b>05M</b>	<b>Matrix Code</b>	<b>\$30,000.00</b>
2016	4	988	6047475	QL2532- MHMR Authority of Brazos Valley	05O	LMC	\$6,762.48
2016	4	988	6055453	QL2532- MHMR Authority of Brazos Valley	05O	LMC	\$7,803.14
2016	4	988	6081726	QL2532- MHMR Authority of Brazos Valley	05O	LMC	\$10,080.70
2016	4	988	6093549	QL2532- MHMR Authority of Brazos Valley	05O	LMC	\$8,068.68
					<b>05O</b>	<b>Matrix Code</b>	<b>\$32,715.00</b>
2016	6	987	6027693	QL2531 - Catholic Charities of Central Texas	05Q	LMC	\$8,883.15
2016	6	987	6055453	QL2531 - Catholic Charities of Central Texas	05Q	LMC	\$1,927.85
					<b>05Q</b>	<b>Matrix Code</b>	<b>\$10,811.00</b>
2015	1	985	6000737	CDHB10 -Direct Homeownership Assistance	13	LMH	\$8,017.44
2015	1	985	6010961	CDHB10 -Direct Homeownership Assistance	13	LMH	\$1,015.51
2015	1	985	6020467	CDHB10 -Direct Homeownership Assistance	13	LMH	\$141.54
2015	1	991	6020554	Direct Homeownership Assistance - CDHB11	13	LMH	\$188.71
2015	1	991	6027693	Direct Homeownership Assistance - CDHB11	13	LMH	\$961.77
2015	1	991	6036462	Direct Homeownership Assistance - CDHB11	13	LMH	\$1,424.43
2015	1	991	6047475	Direct Homeownership Assistance - CDHB11	13	LMH	\$8,149.06
2015	1	991	6055453	Direct Homeownership Assistance - CDHB11	13	LMH	\$1,796.08
2015	1	992	6036462	CDHB12 - Direct Home Owner Assistance	13	LMH	\$8,108.65
2015	1	992	6047475	CDHB12 - Direct Home Owner Assistance	13	LMH	\$632.66
2015	1	992	6055453	CDHB12 - Direct Home Owner Assistance	13	LMH	\$611.78
2015	1	992	6065631	CDHB12 - Direct Home Owner Assistance	13	LMH	\$63.51
2015	1	993	6036462	CDHB13 - Direct Homeownership Assistance	13	LMH	\$7,500.00
2015	1	993	6047475	CDHB13 - Direct Homeownership Assistance	13	LMH	\$937.38
2015	1	993	6055453	CDHB13 - Direct Homeownership Assistance	13	LMH	\$421.98
2015	1	993	6065631	CDHB13 - Direct Homeownership Assistance	13	LMH	\$120.08
2015	1	998	6055453	CDHB14 - Direct Homeownership Assistance	13	LMH	\$7,500.00
2015	1	998	6065631	CDHB14 - Direct Homeownership Assistance	13	LMH	\$1,144.69
2015	12	981	6000737	Direct Homeownership Assistance	13	LMH	\$221.79
2015	20	999	6073361	CDHB15 - Direct Homeownership Assistance	13	LMH	\$113.12
2015	20	999	6081726	CDHB15 - Direct Homeownership Assistance	13	LMH	\$7,990.81
2015	20	999	6093549	CDHB15 - Direct Homeownership Assistance	13	LMH	\$1,128.56
					<b>13</b>	<b>Matrix Code</b>	<b>\$57,789.55</b>
2014	2	972	6000737	CDRC08 - CDBG Reconstruction	14A	LMH	\$3,179.53
2014	2	972	6010955	CDRC08 - CDBG Reconstruction	14A	LMH	\$1,712.60
2014	2	972	6020467	CDRC08 - CDBG Reconstruction	14A	LMH	\$2,011.08
2014	2	972	6027693	CDRC08 - CDBG Reconstruction	14A	LMH	\$2,025.03
2014	2	972	6036462	CDRC08 - CDBG Reconstruction	14A	LMH	\$47,385.84
2014	2	972	6047475	CDRC08 - CDBG Reconstruction	14A	LMH	\$619.90



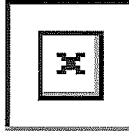
Office of Community Planning and Development  
 U.S. Department of Housing and Urban Development  
 Integrated Disbursement and Information System  
 PR26 - CDBG Financial Summary Report  
 Program Year 2016  
 BRYAN, TX

DATE: 12-20-17  
 TIME: 16:58  
 PAGE: 3

Plan Year	IDIS Project	IDIS Activity	Voucher Number	Activity Name	Matrix Code	National Objective	Drawn Amount
2014	2	972	6055453	CDRC08 - CDBG Reconstruction	14A	LMH	\$24,118.67
2014	2	972	6065631	CDRC08 - CDBG Reconstruction	14A	LMH	\$2,447.48
2014	2	972	6073361	CDRC08 - CDBG Reconstruction	14A	LMH	\$2,052.33
2014	2	972	6081726	CDRC08 - CDBG Reconstruction	14A	LMH	\$53,747.61
2014	2	972	6093549	CDRC08 - CDBG Reconstruction	14A	LMH	\$1,703.87
2015	1	961	6000715	Housing Assistance CDBG	14A	LMH	\$19,705.87
2015	1	961	6000737	Housing Assistance CDBG	14A	LMH	\$6,566.21
2015	1	961	6010945	Housing Assistance CDBG	14A	LMH	\$11,504.84
2015	1	961	6010955	Housing Assistance CDBG	14A	LMH	\$21,110.98
2015	1	961	6020452	Housing Assistance CDBG	14A	LMH	\$9,171.63
2015	1	961	6020467	Housing Assistance CDBG	14A	LMH	\$6,574.90
2015	1	961	6027691	Housing Assistance CDBG	14A	LMH	\$11,081.39
2015	1	961	6027693	Housing Assistance CDBG	14A	LMH	\$31,201.41
2015	1	961	6036435	Housing Assistance CDBG	14A	LMH	\$13,640.65
2015	1	961	6036462	Housing Assistance CDBG	14A	LMH	\$44,809.94
2015	1	961	6047428	Housing Assistance CDBG	14A	LMH	\$9,100.19
2015	1	961	6047475	Housing Assistance CDBG	14A	LMH	\$42,091.78
2015	1	961	6055444	Housing Assistance CDBG	14A	LMH	\$10,760.85
2015	1	961	6055453	Housing Assistance CDBG	14A	LMH	\$15,967.98
2015	1	961	6065625	Housing Assistance CDBG	14A	LMH	\$9,033.11
2015	1	961	6065631	Housing Assistance CDBG	14A	LMH	\$4,004.28
2015	1	961	6073361	Housing Assistance CDBG	14A	LMH	\$8,105.88
2015	1	961	6081725	Housing Assistance CDBG	14A	LMH	\$7,937.79
2015	1	961	6093547	Housing Assistance CDBG	14A	LMH	\$12,270.58
2015	1	994	6036626	CDRC09 - CDBG Reconstruction	14A	LMH	\$547.53
2015	1	994	6047475	CDRC09 - CDBG Reconstruction	14A	LMH	\$2,673.49
2015	1	994	6055453	CDRC09 - CDBG Reconstruction	14A	LMH	\$2,127.03
2015	1	994	6065631	CDRC09 - CDBG Reconstruction	14A	LMH	\$2,271.10
2015	1	994	6073361	CDRC09 - CDBG Reconstruction	14A	LMH	\$31,273.54
2015	1	994	6081726	CDRC09 - CDBG Reconstruction	14A	LMH	\$1,994.89
2015	1	994	6093549	CDRC09 - CDBG Reconstruction	14A	LMH	\$3,524.35
2016	1	983	6055453	ME4001 - Housing Assistance CDBG	14A	LMH	\$17,796.01
2016	1	983	6065631	ME4001 - Housing Assistance CDBG	14A	LMH	\$33,902.97
2016	1	983	6073361	ME4001 - Housing Assistance CDBG	14A	LMH	\$37,497.20
2016	1	983	6081726	ME4001 - Housing Assistance CDBG	14A	LMH	\$26,404.95
2016	1	983	6093549	ME4001 - Housing Assistance CDBG	14A	LMH	\$126,907.42
					<b>14A</b>	<b>Matrix Code</b>	<b>\$722,564.68</b>
<b>Total</b>							<b>\$908,635.23</b>

LINE 27 DETAIL: ACTIVITIES INCLUDED IN THE COMPUTATION OF LINE 27

Plan Year	IDIS Project	IDIS Activity	Voucher Number	Activity Name	Matrix Code	National Objective	Drawn Amount
2016	3	989	6093549	QL2535 - Bryen Parks and Recreation	05D	LMC	\$35,000.00
2016	5	990	6027693	QL2534 - Voices For Children, Inc.	05D	LMC	\$5,343.00
2016	5	990	6055453	QL2534 - Voices For Children, Inc.	05D	LMC	\$3,271.00
2016	5	990	6093549	QL2534 - Voices For Children, Inc.	05D	LMC	\$11,141.00
					<b>05D</b>	<b>Matrix Code</b>	<b>\$54,755.00</b>
2016	7	986	6027693	QL2533- Brazos Maternal & Child Health Clinic, Inc.	05M	LMC	\$7,545.08
2016	7	986	6055453	QL2533- Brazos Maternal & Child Health Clinic, Inc.	05M	LMC	\$3,658.46
2016	7	986	6081726	QL2533- Brazos Maternal & Child Health Clinic, Inc.	05M	LMC	\$9,184.58
2016	7	986	6093549	QL2533- Brazos Maternal & Child Health Clinic, Inc.	05M	LMC	\$9,711.88
					<b>05M</b>	<b>Matrix Code</b>	<b>\$30,000.00</b>
2016	4	988	6047475	QL2532- MHMR Authority of Brazos Valley	05O	LMC	\$6,762.48
2016	4	988	6055453	QL2532- MHMR Authority of Brazos Valley	05O	LMC	\$7,803.14
2016	4	988	6081726	QL2532- MHMR Authority of Brazos Valley	05O	LMC	\$10,080.70




Office of Community Planning and Development  
 U.S. Department of Housing and Urban Development  
 Integrated Disbursement and Information System  
 PR26 - CDBG Financial Summary Report  
 Program Year 2016  
 BRYAN , TX

DATE: 12-20-17  
 TIME: 16:58  
 PAGE: 4

Plan Year	IDIS Project	IDIS Activity	Voucher Number	Activity Name	Matrix Code	National Objective	Drawn Amount
2016	4	988	6093549	QL2532- MHMR Authority of Brazos Valley	050	LMC	\$8,068.68
					050	Matrix Code	\$32,715.00
2016	6	987	6027693	QL2531 - Catholic Charities of Central Texas	05Q	LMC	\$8,883.15
2016	6	987	6055453	QL2531 - Catholic Charities of Central Texas	05Q	LMC	\$1,927.85
					05Q	Matrix Code	\$10,811.00
<b>Total</b>							<b>\$128,281.00</b>

LINE 37 DETAIL: ACTIVITIES INCLUDED IN THE COMPUTATION OF LINE 37

Plan Year	IDIS Project	IDIS Activity	Voucher Number	Activity Name	Matrix Code	National Objective	Drawn Amount
1994	2	2	5991424	CDBG COMMITTED FUNDS ADJUSTMENT	21A		(\$1,817.89)
1994	2	2	6044613	CDBG COMMITTED FUNDS ADJUSTMENT	21A		\$1,817.89
2016	2	982	6000715	ME4000-Administrative CDBG	21A		\$22,565.34
2016	2	982	6010945	ME4000-Administrative CDBG	21A		\$10,672.65
2016	2	982	6020452	ME4000-Administrative CDBG	21A		\$13,074.97
2016	2	982	6027691	ME4000-Administrative CDBG	21A		\$11,456.15
2016	2	982	6036435	ME4000-Administrative CDBG	21A		\$11,717.19
2016	2	982	6047428	ME4000-Administrative CDBG	21A		\$11,059.19
2016	2	982	6055444	ME4000-Administrative CDBG	21A		\$8,823.36
2016	2	982	6065625	ME4000-Administrative CDBG	21A		\$10,312.88
2016	2	982	6073361	ME4000-Administrative CDBG	21A		\$13,130.60
2016	2	982	6081725	ME4000-Administrative CDBG	21A		\$13,819.51
2016	2	982	6093547	ME4000-Administrative CDBG	21A		\$32,664.86
					21A	Matrix Code	\$159,286.70
<b>Total</b>							<b>\$159,286.70</b>



U.S. Department of Housing and Urban Development  
 Office of Community Planning and Development  
 Integrated Disbursement and Information System  
**Status of HOME Grants**  
**BRYAN**


DATE: 12-16-17  
 TIME: 11:19  
 PAGE: 1

IDIS - PR27

**Commitments from Authorized Funds**

Fiscal Year	Total Authorization	Admin/CHDO OP Authorization	CR/CL/CC – Amount Committed to CHDOS	% CHDO Cmtd	SU Funds-Subgrants to Other Entities	EN Funds-PJ Committed to Activities	Total Authorized Commitments	% of Auth Cmtd
1996	\$500,000.00	\$50,000.00	\$75,000.00	15.0%	\$0.00	\$375,000.00	\$500,000.00	100.0%
1997	\$349,000.00	\$34,900.00	\$52,350.00	15.0%	\$0.00	\$261,750.00	\$349,000.00	100.0%
1998	\$370,000.00	\$37,000.00	\$55,500.00	15.0%	\$0.00	\$277,500.00	\$370,000.00	100.0%
1999	\$400,000.00	\$40,000.00	\$60,000.00	15.0%	\$0.00	\$300,000.00	\$400,000.00	100.0%
2000	\$399,000.00	\$39,900.00	\$59,850.00	15.0%	\$0.00	\$299,250.00	\$399,000.00	100.0%
2001	\$445,000.00	\$44,500.00	\$66,750.00	15.0%	\$0.00	\$333,750.00	\$445,000.00	100.0%
2002	\$442,000.00	\$44,200.00	\$66,300.00	15.0%	\$0.00	\$331,500.00	\$442,000.00	100.0%
2003	\$503,123.00	\$50,312.50	\$75,468.75	15.0%	\$0.00	\$377,341.75	\$503,123.00	100.0%
2004	\$500,388.00	\$50,038.80	\$75,058.20	15.0%	\$0.00	\$375,291.00	\$500,388.00	100.0%
2005	\$471,684.00	\$47,168.40	\$70,752.60	15.0%	\$0.00	\$353,763.00	\$471,684.00	100.0%
2006	\$444,311.00	\$44,431.10	\$66,646.65	15.0%	\$0.00	\$333,233.25	\$444,311.00	100.0%
2007	\$439,708.00	\$43,970.80	\$65,956.20	15.0%	\$0.00	\$329,781.00	\$439,708.00	100.0%
2008	\$427,066.00	\$21,788.60	\$64,059.90	15.0%	\$0.00	\$341,217.50	\$427,066.00	100.0%
2009	\$474,706.00	\$12,412.53	\$71,205.90	15.0%	\$0.00	\$391,087.57	\$474,706.00	100.0%
2010	\$471,868.00	\$47,186.80	\$70,780.20	15.0%	\$0.00	\$353,901.00	\$471,868.00	100.0%
2011	\$417,744.00	\$41,774.40	\$62,661.60	15.0%	\$0.00	\$313,308.00	\$417,744.00	100.0%
2012	\$307,231.00	\$46,084.10	\$46,085.00	15.0%	\$0.00	\$215,061.90	\$307,231.00	100.0%
2013	\$301,258.00	\$19,027.55	\$45,188.70	15.0%	\$0.00	\$237,041.75	\$301,258.00	100.0%
2014	\$302,724.00	\$26,617.58	\$45,408.60	15.0%	\$0.00	\$230,697.82	\$302,724.00	100.0%
2015	\$262,262.00	\$24,649.81	\$39,339.30	15.0%	\$0.00	\$120,871.59	\$184,860.70	70.4%
2016	\$272,717.00	\$27,271.70	\$0.00	0.0%	\$0.00	\$84,504.49	\$111,776.19	40.9%
2017	\$250,189.00	\$25,018.90	\$0.00	0.0%	\$0.00	\$0.00	\$25,018.90	10.0%
<b>Total</b>	<b>\$8,751,979.00</b>	<b>\$818,253.57</b>	<b>\$1,234,361.60</b>	<b>14.1%</b>	<b>\$0.00</b>	<b>\$6,235,851.62</b>	<b>\$8,288,466.79</b>	<b>94.7%</b>






U.S. Department of Housing and Urban Development  
 Office of Community Planning and Development  
 Integrated Disbursement and Information System  
**Status of HOME Grants**  
**BRYAN**

DATE: 12-16-17  
 TIME: 11:19  
 PAGE: 2

IDIS - PR27

**Program Income (PI)**

Program Year	Total Receipts	Amount Suballocated to PA	Amount Committed to Activities	% Committed	Net Disbursed	Disbursed Pending Approval	Total Disbursed	% Disbursed
1996	\$0.00	N/A	\$0.00	0.0%	\$0.00	\$0.00	\$0.00	0.0%
1997	\$24,176.18	N/A	\$24,176.18	100.0%	\$24,176.18	\$0.00	\$24,176.18	100.0%
1998	\$0.00	N/A	\$0.00	0.0%	\$0.00	\$0.00	\$0.00	0.0%
1999	\$12,000.00	N/A	\$12,000.00	100.0%	\$12,000.00	\$0.00	\$12,000.00	100.0%
2000	\$16,087.50	N/A	\$16,087.50	100.0%	\$16,087.50	\$0.00	\$16,087.50	100.0%
2001	\$22,937.24	N/A	\$22,937.24	100.0%	\$22,937.24	\$0.00	\$22,937.24	100.0%
2002	\$12,208.50	N/A	\$12,208.50	100.0%	\$12,208.50	\$0.00	\$12,208.50	100.0%
2003	\$27,100.25	N/A	\$27,100.25	100.0%	\$27,100.25	\$0.00	\$27,100.25	100.0%
2004	\$34,863.01	N/A	\$34,863.01	100.0%	\$34,863.01	\$0.00	\$34,863.01	100.0%
2005	\$40,541.80	N/A	\$40,541.80	100.0%	\$40,541.80	\$0.00	\$40,541.80	100.0%
2006	\$42,561.40	N/A	\$42,561.40	100.0%	\$42,561.40	\$0.00	\$42,561.40	100.0%
2007	\$56,779.70	N/A	\$56,779.70	100.0%	\$56,779.70	\$0.00	\$56,779.70	100.0%
2008	\$51,856.42	N/A	\$51,856.42	100.0%	\$51,856.42	\$0.00	\$51,856.42	100.0%
2009	\$57,836.57	N/A	\$57,836.57	100.0%	\$57,836.57	\$0.00	\$57,836.57	100.0%
2010	\$54,939.92	N/A	\$54,939.92	100.0%	\$54,939.92	\$0.00	\$54,939.92	100.0%
2011	\$61,592.28	N/A	\$61,592.28	100.0%	\$61,592.28	\$0.00	\$61,592.28	100.0%
2012	\$46,655.23	\$0.00	\$46,655.23	100.0%	\$46,655.23	\$0.00	\$46,655.23	100.0%
2013	\$70,789.57	\$0.00	\$70,789.57	100.0%	\$70,789.57	\$0.00	\$70,789.57	100.0%
2014	\$58,874.61	\$0.00	\$58,874.61	100.0%	\$58,874.61	\$0.00	\$58,874.61	100.0%
2015	\$52,977.41	\$0.00	\$52,977.41	100.0%	\$52,977.41	\$0.00	\$52,977.41	100.0%
2016	\$63,803.73	\$0.00	\$63,803.73	100.0%	\$63,803.73	\$0.00	\$63,803.73	100.0%
2017	\$24,222.77	\$0.00	\$24,222.77	100.0%	\$24,222.77	\$0.00	\$24,222.77	100.0%
<b>Total</b>	<b>\$832,804.09</b>	<b>\$0.00</b>	<b>\$832,804.09</b>	<b>100.0%</b>	<b>\$832,804.09</b>	<b>\$0.00</b>	<b>\$832,804.09</b>	<b>100.0%</b>



U.S. Department of Housing and Urban Development  
Office of Community Planning and Development  
Integrated Disbursement and Information System  
**Status of HOME Grants**  
**BRYAN**

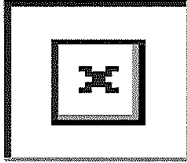
DATE: 12-16-17  
TIME: 11:19  
PAGE: 3

IDIS - PR27

**Program Income for Administration (PA)**

Program Year	Authorized Amount	Amount Committed to Activities	% Committed	Net Disbursed	Disbursed Pending Approval	Total Disbursed	% Disbursed
2012	\$0.00	\$0.00	0.0%	\$0.00	\$0.00	\$0.00	0.0%
2013	\$0.00	\$0.00	0.0%	\$0.00	\$0.00	\$0.00	0.0%
2014	\$0.00	\$0.00	0.0%	\$0.00	\$0.00	\$0.00	0.0%
2015	\$0.00	\$0.00	0.0%	\$0.00	\$0.00	\$0.00	0.0%
2016	\$0.00	\$0.00	0.0%	\$0.00	\$0.00	\$0.00	0.0%
2017	\$0.00	\$0.00	0.0%	\$0.00	\$0.00	\$0.00	0.0%
<b>Total</b>	<b>\$0.00</b>	<b>\$0.00</b>	<b>0.0%</b>	<b>\$0.00</b>	<b>\$0.00</b>	<b>\$0.00</b>	<b>0.0%</b>





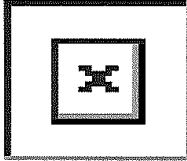
U.S. Department of Housing and Urban Development  
Office of Community Planning and Development  
Integrated Disbursement and Information System  
**Status of HOME Grants**  
**BRYAN**

DATE: 12-16-17  
TIME: 11:19  
PAGE: 4

IDIS - PR27

**Recaptured Homebuyer Funds (HP)**

Program Year	Total Receipts	Amount Committed to Activities	% Committed	Net Disbursed	Disbursed Pending Approval	Total Disbursed	% Disbursed
2015	\$0.00	\$0.00	0.0%	\$0.00	\$0.00	\$0.00	0.0%
2016	\$4,875.00	\$4,875.00	100.0%	\$4,875.00	\$0.00	\$4,875.00	100.0%
2017	\$0.00	\$0.00	0.0%	\$0.00	\$0.00	\$0.00	0.0%
<b>Total</b>	<b>\$4,875.00</b>	<b>\$4,875.00</b>	<b>100.0%</b>	<b>\$4,875.00</b>	<b>\$0.00</b>	<b>\$4,875.00</b>	<b>100.0%</b>




U.S. Department of Housing and Urban Development  
Office of Community Planning and Development  
Integrated Disbursement and Information System  
**Status of HOME Grants**  
**BRYAN**

DATE: 12-16-17  
TIME: 11:19  
PAGE: 5

IDIS - PR27

**Repayments to Local Account (IU)**

Program Year	Total Receipts	Amount Committed to Activities	% Committed	Net Disbursed	Disbursed Pending Approval	Total Disbursed	% Disbursed
2015	\$0.00	\$0.00	0.0%	\$0.00	\$0.00	\$0.00	0.0%
2016	\$0.00	\$0.00	0.0%	\$0.00	\$0.00	\$0.00	0.0%
2017	\$0.00	\$0.00	0.0%	\$0.00	\$0.00	\$0.00	0.0%
<b>Total</b>	<b>\$0.00</b>	<b>\$0.00</b>	<b>0.0%</b>	<b>\$0.00</b>	<b>\$0.00</b>	<b>\$0.00</b>	<b>0.0%</b>



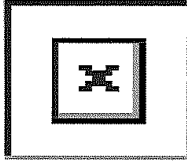
U.S. Department of Housing and Urban Development  
 Office of Community Planning and Development  
 Integrated Disbursement and Information System  
**Status of HOME Grants**  
**BRYAN**

DATE: 12-16-17  
 TIME: 11:19  
 PAGE: 6

IDIS - PR27

**Disbursements from Treasury Account**

Fiscal Year	Total Authorization	Disbursed	Returned	Net Disbursed	Disbursed Pending Approval	Total Disbursed	% Disb	Available to Disburse
1996	\$500,000.00	\$500,000.00	\$0.00	\$500,000.00	\$0.00	\$500,000.00	100.0%	\$0.00
1997	\$349,000.00	\$349,000.00	\$0.00	\$349,000.00	\$0.00	\$349,000.00	100.0%	\$0.00
1998	\$370,000.00	\$370,000.00	\$0.00	\$370,000.00	\$0.00	\$370,000.00	100.0%	\$0.00
1999	\$400,000.00	\$407,917.65	(\$7,917.65)	\$400,000.00	\$0.00	\$400,000.00	100.0%	\$0.00
2000	\$399,000.00	\$399,000.00	\$0.00	\$399,000.00	\$0.00	\$399,000.00	100.0%	\$0.00
2001	\$445,000.00	\$445,000.00	\$0.00	\$445,000.00	\$0.00	\$445,000.00	100.0%	\$0.00
2002	\$442,000.00	\$442,000.00	\$0.00	\$442,000.00	\$0.00	\$442,000.00	100.0%	\$0.00
2003	\$503,123.00	\$503,123.00	\$0.00	\$503,123.00	\$0.00	\$503,123.00	100.0%	\$0.00
2004	\$500,388.00	\$500,388.00	\$0.00	\$500,388.00	\$0.00	\$500,388.00	100.0%	\$0.00
2005	\$471,684.00	\$471,684.00	\$0.00	\$471,684.00	\$0.00	\$471,684.00	100.0%	\$0.00
2006	\$444,311.00	\$444,311.00	\$0.00	\$444,311.00	\$0.00	\$444,311.00	100.0%	\$0.00
2007	\$439,708.00	\$439,708.00	\$0.00	\$439,708.00	\$0.00	\$439,708.00	100.0%	\$0.00
2008	\$427,066.00	\$427,066.00	\$0.00	\$427,066.00	\$0.00	\$427,066.00	100.0%	\$0.00
2009	\$474,706.00	\$474,706.00	\$0.00	\$474,706.00	\$0.00	\$474,706.00	100.0%	\$0.00
2010	\$471,868.00	\$471,868.00	\$0.00	\$471,868.00	\$0.00	\$471,868.00	100.0%	\$0.00
2011	\$417,744.00	\$417,744.00	\$0.00	\$417,744.00	\$0.00	\$417,744.00	100.0%	\$0.00
2012	\$307,231.00	\$315,307.51	(\$8,076.51)	\$307,231.00	\$0.00	\$307,231.00	100.0%	\$0.00
2013	\$301,258.00	\$301,258.00	\$0.00	\$301,258.00	\$0.00	\$301,258.00	100.0%	\$0.00
2014	\$302,724.00	\$275,364.24	\$0.00	\$275,364.24	\$0.00	\$275,364.24	90.9%	\$27,359.76
2015	\$262,262.00	\$173,164.20	\$0.00	\$173,164.20	\$0.00	\$173,164.20	66.0%	\$89,097.80
2016	\$272,717.00	\$23,462.63	\$0.00	\$23,462.63	\$0.00	\$23,462.63	8.6%	\$249,254.37
2017	\$250,189.00	\$0.00	\$0.00	\$0.00	\$0.00	\$0.00	0.0%	\$250,189.00
<b>Total</b>	<b>\$8,751,979.00</b>	<b>\$8,152,072.23</b>	<b>(\$15,994.16)</b>	<b>\$8,136,078.07</b>	<b>\$0.00</b>	<b>\$8,136,078.07</b>	<b>92.9%</b>	<b>\$615,900.93</b>




U.S. Department of Housing and Urban Development  
 Office of Community Planning and Development  
 Integrated Disbursement and Information System  
**Status of HOME Grants**  
**BRYAN**

DATE: 12-16-17  
 TIME: 11:19  
 PAGE: 7

IDIS - PR27

**Home Activities Commitments/Disbursements from Treasury Account**

Fiscal Year	Authorized for Activities	Amount Committed to Activities	% Cmtd	Disbursed	Returned	Net Disbursed	% Net Disb	Disbursed Pending Approval	Total Disbursed	% Disb
1996	\$450,000.00	\$450,000.00	100.0%	\$450,000.00	\$0.00	\$450,000.00	100.0%	\$0.00	\$450,000.00	100.0%
1997	\$314,100.00	\$314,100.00	100.0%	\$314,100.00	\$0.00	\$314,100.00	100.0%	\$0.00	\$314,100.00	100.0%
1998	\$333,000.00	\$333,000.00	100.0%	\$333,000.00	\$0.00	\$333,000.00	100.0%	\$0.00	\$333,000.00	100.0%
1999	\$360,000.00	\$360,000.00	100.0%	\$360,000.00	\$0.00	\$360,000.00	100.0%	\$0.00	\$360,000.00	100.0%
2000	\$359,100.00	\$359,100.00	100.0%	\$359,100.00	\$0.00	\$359,100.00	100.0%	\$0.00	\$359,100.00	100.0%
2001	\$400,500.00	\$400,500.00	100.0%	\$400,500.00	\$0.00	\$400,500.00	100.0%	\$0.00	\$400,500.00	100.0%
2002	\$397,800.00	\$397,800.00	100.0%	\$397,800.00	\$0.00	\$397,800.00	100.0%	\$0.00	\$397,800.00	100.0%
2003	\$452,810.50	\$452,810.50	100.0%	\$452,810.50	\$0.00	\$452,810.50	100.0%	\$0.00	\$452,810.50	100.0%
2004	\$450,349.20	\$450,349.20	100.0%	\$450,349.20	\$0.00	\$450,349.20	100.0%	\$0.00	\$450,349.20	100.0%
2005	\$424,515.60	\$424,515.60	100.0%	\$424,515.60	\$0.00	\$424,515.60	100.0%	\$0.00	\$424,515.60	100.0%
2006	\$399,879.90	\$399,879.90	100.0%	\$399,879.90	\$0.00	\$399,879.90	100.0%	\$0.00	\$399,879.90	100.0%
2007	\$395,737.20	\$395,737.20	100.0%	\$395,737.20	\$0.00	\$395,737.20	100.0%	\$0.00	\$395,737.20	100.0%
2008	\$405,277.40	\$405,277.40	100.0%	\$405,277.40	\$0.00	\$405,277.40	100.0%	\$0.00	\$405,277.40	100.0%
2009	\$462,293.47	\$462,293.47	100.0%	\$462,293.47	\$0.00	\$462,293.47	100.0%	\$0.00	\$462,293.47	100.0%
2010	\$424,681.20	\$424,681.20	100.0%	\$424,681.20	\$0.00	\$424,681.20	100.0%	\$0.00	\$424,681.20	100.0%
2011	\$375,969.60	\$375,969.60	100.0%	\$375,969.60	\$0.00	\$375,969.60	100.0%	\$0.00	\$375,969.60	100.0%
2012	\$261,146.90	\$261,146.90	100.0%	\$269,223.41	(\$8,076.51)	\$261,146.90	100.0%	\$0.00	\$261,146.90	100.0%
2013	\$282,230.45	\$282,230.45	100.0%	\$282,230.45	\$0.00	\$282,230.45	100.0%	\$0.00	\$282,230.45	100.0%
2014	\$276,106.42	\$276,106.42	100.0%	\$248,746.66	\$0.00	\$248,746.66	90.0%	\$0.00	\$248,746.66	90.0%
2015	\$237,612.19	\$160,210.89	67.4%	\$148,514.39	\$0.00	\$148,514.39	62.5%	\$0.00	\$148,514.39	62.5%
2016	\$245,445.30	\$84,504.49	34.4%	\$0.00	\$0.00	\$0.00	0.0%	\$0.00	\$0.00	0.0%
2017	\$225,170.10	\$0.00	0.0%	\$0.00	\$0.00	\$0.00	0.0%	\$0.00	\$0.00	0.0%
<b>Total</b>	<b>\$7,933,725.43</b>	<b>\$7,470,213.22</b>	<b>94.1%</b>	<b>\$7,354,728.98</b>	<b>(\$8,076.51)</b>	<b>\$7,346,652.47</b>	<b>92.6%</b>	<b>\$0.00</b>	<b>\$7,346,652.47</b>	<b>92.6%</b>



U.S. Department of Housing and Urban Development  
 Office of Community Planning and Development  
 Integrated Disbursement and Information System  
**Status of HOME Grants**  
**BRYAN**


DATE: 12-16-17  
 TIME: 11:19  
 PAGE: 8

IDIS - PR27

**Administrative Funds (AD)**

Fiscal Year	Authorized Amount	Amount Committed	% Auth Cmtd	Balance to Commit	Total Disbursed	% Auth Disb	Available to Disburse
1996	\$50,000.00	\$50,000.00	100.0%	\$0.00	\$50,000.00	100.0%	\$0.00
1997	\$34,900.00	\$34,900.00	100.0%	\$0.00	\$34,900.00	100.0%	\$0.00
1998	\$37,000.00	\$37,000.00	100.0%	\$0.00	\$37,000.00	100.0%	\$0.00
1999	\$40,000.00	\$40,000.00	100.0%	\$0.00	\$40,000.00	100.0%	\$0.00
2000	\$39,900.00	\$39,900.00	100.0%	\$0.00	\$39,900.00	100.0%	\$0.00
2001	\$44,500.00	\$44,500.00	100.0%	\$0.00	\$44,500.00	100.0%	\$0.00
2002	\$44,200.00	\$44,200.00	100.0%	\$0.00	\$44,200.00	100.0%	\$0.00
2003	\$50,312.50	\$50,312.50	100.0%	\$0.00	\$50,312.50	100.0%	\$0.00
2004	\$50,038.80	\$50,038.80	100.0%	\$0.00	\$50,038.80	100.0%	\$0.00
2005	\$47,168.40	\$47,168.40	100.0%	\$0.00	\$47,168.40	100.0%	\$0.00
2006	\$44,431.10	\$44,431.10	100.0%	\$0.00	\$44,431.10	100.0%	\$0.00
2007	\$43,970.80	\$43,970.80	100.0%	\$0.00	\$43,970.80	100.0%	\$0.00
2008	\$21,788.60	\$21,788.60	100.0%	\$0.00	\$21,788.60	100.0%	\$0.00
2009	\$7,412.53	\$7,412.53	100.0%	\$0.00	\$7,412.53	100.0%	\$0.00
2010	\$47,186.80	\$47,186.80	100.0%	\$0.00	\$47,186.80	100.0%	\$0.00
2011	\$41,774.40	\$41,774.40	100.0%	\$0.00	\$41,774.40	100.0%	\$0.00
2012	\$30,723.10	\$30,723.10	100.0%	\$0.00	\$30,723.10	100.0%	\$0.00
2013	\$19,027.55	\$19,027.55	100.0%	\$0.00	\$19,027.55	100.0%	\$0.00
2014	\$26,617.58	\$26,617.58	100.0%	\$0.00	\$26,617.58	100.0%	\$0.00
2015	\$24,649.81	\$24,649.81	100.0%	\$0.00	\$24,649.81	100.0%	\$0.00
2016	\$27,271.70	\$23,462.63	86.0%	\$3,809.07	\$23,462.63	86.0%	\$3,809.07
2017	\$25,018.90	\$0.00	0.0%	\$25,018.90	\$0.00	0.0%	\$25,018.90
<b>Total</b>	<b>\$797,892.57</b>	<b>\$769,064.60</b>	<b>96.3%</b>	<b>\$28,827.97</b>	<b>\$769,064.60</b>	<b>96.3%</b>	<b>\$28,827.97</b>






U.S. Department of Housing and Urban Development  
 Office of Community Planning and Development  
 Integrated Disbursement and Information System  
**Status of HOME Grants**  
**BRYAN**

DATE: 12-16-17  
 TIME: 11:19  
 PAGE: 9

IDIS - PR27

**CHDO Operating Funds (CO)**

Fiscal Year	Authorized Amount	Amount Committed	% Auth Cmtd	Balance to Commit	Total Disbursed	% Auth Disb	Available to Disburse
1996	\$0.00	\$0.00	0.0%	\$0.00	\$0.00	0.0%	\$0.00
1997	\$0.00	\$0.00	0.0%	\$0.00	\$0.00	0.0%	\$0.00
1998	\$0.00	\$0.00	0.0%	\$0.00	\$0.00	0.0%	\$0.00
1999	\$0.00	\$0.00	0.0%	\$0.00	\$0.00	0.0%	\$0.00
2000	\$0.00	\$0.00	0.0%	\$0.00	\$0.00	0.0%	\$0.00
2001	\$0.00	\$0.00	0.0%	\$0.00	\$0.00	0.0%	\$0.00
2002	\$0.00	\$0.00	0.0%	\$0.00	\$0.00	0.0%	\$0.00
2003	\$0.00	\$0.00	0.0%	\$0.00	\$0.00	0.0%	\$0.00
2004	\$0.00	\$0.00	0.0%	\$0.00	\$0.00	0.0%	\$0.00
2005	\$0.00	\$0.00	0.0%	\$0.00	\$0.00	0.0%	\$0.00
2006	\$0.00	\$0.00	0.0%	\$0.00	\$0.00	0.0%	\$0.00
2007	\$0.00	\$0.00	0.0%	\$0.00	\$0.00	0.0%	\$0.00
2008	\$0.00	\$0.00	0.0%	\$0.00	\$0.00	0.0%	\$0.00
2009	\$5,000.00	\$5,000.00	100.0%	\$0.00	\$5,000.00	100.0%	\$0.00
2010	\$0.00	\$0.00	0.0%	\$0.00	\$0.00	0.0%	\$0.00
2011	\$0.00	\$0.00	0.0%	\$0.00	\$0.00	0.0%	\$0.00
2012	\$15,361.00	\$15,361.00	100.0%	\$0.00	\$15,361.00	100.0%	\$0.00
2013	\$0.00	\$0.00	0.0%	\$0.00	\$0.00	0.0%	\$0.00
2014	\$0.00	\$0.00	0.0%	\$0.00	\$0.00	0.0%	\$0.00
2015	\$0.00	\$0.00	0.0%	\$0.00	\$0.00	0.0%	\$0.00
2016	\$0.00	\$0.00	0.0%	\$0.00	\$0.00	0.0%	\$0.00
2017	\$0.00	\$0.00	0.0%	\$0.00	\$0.00	0.0%	\$0.00
<b>Total</b>	<b>\$20,361.00</b>	<b>\$20,361.00</b>	<b>100.0%</b>	<b>\$0.00</b>	<b>\$20,361.00</b>	<b>100.0%</b>	<b>\$0.00</b>



U.S. Department of Housing and Urban Development  
 Office of Community Planning and Development  
 Integrated Disbursement and Information System  
**Status of HOME Grants**  
**BRYAN**


DATE: 12-16-17  
 TIME: 11:19  
 PAGE: 10

IDIS - PR27

**CHDO Funds (CR)**

Fiscal Year	CHDO Requirement	Authorized Amount	Amount Suballocated to CL/CC	Amount Subgranted to CHDOS	Balance to Subgrant	Funds Committed to Activities	% Subg Cmtd	Balance to Commit	Total Disbursed	% Subg Disb	Available to Disburse
1996	\$75,000.00	\$75,000.00	\$0.00	\$75,000.00	\$0.00	\$75,000.00	100.0%	\$0.00	\$75,000.00	100.0%	\$0.00
1997	\$52,350.00	\$52,350.00	\$0.00	\$52,350.00	\$0.00	\$52,350.00	100.0%	\$0.00	\$52,350.00	100.0%	\$0.00
1998	\$55,500.00	\$55,500.00	\$0.00	\$55,500.00	\$0.00	\$55,500.00	100.0%	\$0.00	\$55,500.00	100.0%	\$0.00
1999	\$60,000.00	\$60,000.00	\$0.00	\$60,000.00	\$0.00	\$60,000.00	100.0%	\$0.00	\$60,000.00	100.0%	\$0.00
2000	\$59,850.00	\$59,850.00	\$0.00	\$59,850.00	\$0.00	\$59,850.00	100.0%	\$0.00	\$59,850.00	100.0%	\$0.00
2001	\$66,750.00	\$66,750.00	\$0.00	\$66,750.00	\$0.00	\$66,750.00	100.0%	\$0.00	\$66,750.00	100.0%	\$0.00
2002	\$66,300.00	\$66,300.00	\$0.00	\$66,300.00	\$0.00	\$66,300.00	100.0%	\$0.00	\$66,300.00	100.0%	\$0.00
2003	\$75,468.45	\$75,468.75	\$0.00	\$75,468.75	\$0.00	\$75,468.75	100.0%	\$0.00	\$75,468.75	100.0%	\$0.00
2004	\$75,058.20	\$75,058.20	\$0.00	\$75,058.20	\$0.00	\$75,058.20	100.0%	\$0.00	\$75,058.20	100.0%	\$0.00
2005	\$70,752.60	\$70,752.60	\$0.00	\$70,752.60	\$0.00	\$70,752.60	100.0%	\$0.00	\$70,752.60	100.0%	\$0.00
2006	\$66,646.65	\$66,646.65	\$0.00	\$66,646.65	\$0.00	\$66,646.65	100.0%	\$0.00	\$66,646.65	100.0%	\$0.00
2007	\$65,956.20	\$65,956.20	\$0.00	\$65,956.20	\$0.00	\$65,956.20	100.0%	\$0.00	\$65,956.20	100.0%	\$0.00
2008	\$64,059.90	\$64,059.90	\$0.00	\$64,059.90	\$0.00	\$64,059.90	100.0%	\$0.00	\$64,059.90	100.0%	\$0.00
2009	\$71,205.90	\$71,205.90	\$0.00	\$71,205.90	\$0.00	\$71,205.90	100.0%	\$0.00	\$71,205.90	100.0%	\$0.00
2010	\$70,780.20	\$70,780.20	\$0.00	\$70,780.20	\$0.00	\$70,780.20	100.0%	\$0.00	\$70,780.20	100.0%	\$0.00
2011	\$62,661.60	\$62,661.60	\$0.00	\$62,661.60	\$0.00	\$62,661.60	100.0%	\$0.00	\$62,661.60	100.0%	\$0.00
2012	\$46,084.65	\$46,085.00	\$0.00	\$46,085.00	\$0.00	\$46,085.00	100.0%	\$0.00	\$46,085.00	100.0%	\$0.00
2013	\$45,188.70	\$45,188.70	\$0.00	\$45,188.70	\$0.00	\$45,188.70	100.0%	\$0.00	\$45,188.70	100.0%	\$0.00
2014	\$45,408.60	\$45,408.60	\$0.00	\$45,408.60	\$0.00	\$45,408.60	100.0%	\$0.00	\$45,408.60	100.0%	\$0.00
2015	\$39,339.30	\$39,339.30	\$0.00	\$39,339.30	\$0.00	\$39,339.30	100.0%	\$0.00	\$39,339.30	100.0%	\$0.00
2016	\$40,907.55	\$40,907.55	\$0.00	\$0.00	\$40,907.55	\$0.00	0.0%	\$40,907.55	\$0.00	0.0%	\$40,907.55
2017	\$37,528.35	\$37,528.35	\$0.00	\$0.00	\$37,528.35	\$0.00	0.0%	\$37,528.35	\$0.00	0.0%	\$37,528.35
<b>Total</b>	<b>\$1,312,796.85</b>	<b>\$1,312,797.50</b>	<b>\$0.00</b>	<b>\$1,234,361.60</b>	<b>\$78,435.90</b>	<b>\$1,234,361.60</b>	<b>100.0%</b>	<b>\$78,435.90</b>	<b>\$1,234,361.60</b>	<b>100.0%</b>	<b>\$78,435.90</b>





U.S. Department of Housing and Urban Development  
Office of Community Planning and Development  
Integrated Disbursement and Information System  
**Status of HOME Grants  
BRYAN**


DATE: 12-16-17  
TIME: 11:19  
PAGE: 11

IDIS - PR27

**CHDO Loans (CL)**

Fiscal Year	Authorized Amount	Amount Subgranted	Amount Committed	% Auth Cmtd	Balance to Commit	Total Disbursed	% Auth Disb	Available to Disburse
1996	\$0.00	\$0.00	\$0.00	0.0%	\$0.00	\$0.00	0.0%	\$0.00
1997	\$0.00	\$0.00	\$0.00	0.0%	\$0.00	\$0.00	0.0%	\$0.00
1998	\$0.00	\$0.00	\$0.00	0.0%	\$0.00	\$0.00	0.0%	\$0.00
1999	\$0.00	\$0.00	\$0.00	0.0%	\$0.00	\$0.00	0.0%	\$0.00
2000	\$0.00	\$0.00	\$0.00	0.0%	\$0.00	\$0.00	0.0%	\$0.00
2001	\$0.00	\$0.00	\$0.00	0.0%	\$0.00	\$0.00	0.0%	\$0.00
2002	\$0.00	\$0.00	\$0.00	0.0%	\$0.00	\$0.00	0.0%	\$0.00
2003	\$0.00	\$0.00	\$0.00	0.0%	\$0.00	\$0.00	0.0%	\$0.00
2004	\$0.00	\$0.00	\$0.00	0.0%	\$0.00	\$0.00	0.0%	\$0.00
2005	\$0.00	\$0.00	\$0.00	0.0%	\$0.00	\$0.00	0.0%	\$0.00
2006	\$0.00	\$0.00	\$0.00	0.0%	\$0.00	\$0.00	0.0%	\$0.00
2007	\$0.00	\$0.00	\$0.00	0.0%	\$0.00	\$0.00	0.0%	\$0.00
2008	\$0.00	\$0.00	\$0.00	0.0%	\$0.00	\$0.00	0.0%	\$0.00
2009	\$0.00	\$0.00	\$0.00	0.0%	\$0.00	\$0.00	0.0%	\$0.00
2010	\$0.00	\$0.00	\$0.00	0.0%	\$0.00	\$0.00	0.0%	\$0.00
2011	\$0.00	\$0.00	\$0.00	0.0%	\$0.00	\$0.00	0.0%	\$0.00
2012	\$0.00	\$0.00	\$0.00	0.0%	\$0.00	\$0.00	0.0%	\$0.00
2013	\$0.00	\$0.00	\$0.00	0.0%	\$0.00	\$0.00	0.0%	\$0.00
2014	\$0.00	\$0.00	\$0.00	0.0%	\$0.00	\$0.00	0.0%	\$0.00
2015	\$0.00	\$0.00	\$0.00	0.0%	\$0.00	\$0.00	0.0%	\$0.00
2016	\$0.00	\$0.00	\$0.00	0.0%	\$0.00	\$0.00	0.0%	\$0.00
2017	\$0.00	\$0.00	\$0.00	0.0%	\$0.00	\$0.00	0.0%	\$0.00
<b>Total</b>	<b>\$0.00</b>	<b>\$0.00</b>	<b>\$0.00</b>	<b>0.0%</b>	<b>\$0.00</b>	<b>\$0.00</b>	<b>0.0%</b>	<b>\$0.00</b>






U.S. Department of Housing and Urban Development  
Office of Community Planning and Development  
Integrated Disbursement and Information System  
**Status of HOME Grants**  
**BRYAN**

DATE: 12-16-17  
TIME: 11:19  
PAGE: 12

IDIS - PR27

**CHDO Capacity (CC)**

Fiscal Year	Authorized Amount	Amount Subgranted	Amount Committed	% Auth Cmtd	Balance to Commit	Total Disbursed	% Auth Disb	Available to Disburse
1996	\$0.00	\$0.00	\$0.00	0.0%	\$0.00	\$0.00	0.0%	\$0.00
1997	\$0.00	\$0.00	\$0.00	0.0%	\$0.00	\$0.00	0.0%	\$0.00
1998	\$0.00	\$0.00	\$0.00	0.0%	\$0.00	\$0.00	0.0%	\$0.00
1999	\$0.00	\$0.00	\$0.00	0.0%	\$0.00	\$0.00	0.0%	\$0.00
2000	\$0.00	\$0.00	\$0.00	0.0%	\$0.00	\$0.00	0.0%	\$0.00
2001	\$0.00	\$0.00	\$0.00	0.0%	\$0.00	\$0.00	0.0%	\$0.00
2002	\$0.00	\$0.00	\$0.00	0.0%	\$0.00	\$0.00	0.0%	\$0.00
2003	\$0.00	\$0.00	\$0.00	0.0%	\$0.00	\$0.00	0.0%	\$0.00
2004	\$0.00	\$0.00	\$0.00	0.0%	\$0.00	\$0.00	0.0%	\$0.00
2005	\$0.00	\$0.00	\$0.00	0.0%	\$0.00	\$0.00	0.0%	\$0.00
2006	\$0.00	\$0.00	\$0.00	0.0%	\$0.00	\$0.00	0.0%	\$0.00
2007	\$0.00	\$0.00	\$0.00	0.0%	\$0.00	\$0.00	0.0%	\$0.00
2008	\$0.00	\$0.00	\$0.00	0.0%	\$0.00	\$0.00	0.0%	\$0.00
2009	\$0.00	\$0.00	\$0.00	0.0%	\$0.00	\$0.00	0.0%	\$0.00
2010	\$0.00	\$0.00	\$0.00	0.0%	\$0.00	\$0.00	0.0%	\$0.00
2011	\$0.00	\$0.00	\$0.00	0.0%	\$0.00	\$0.00	0.0%	\$0.00
2012	\$0.00	\$0.00	\$0.00	0.0%	\$0.00	\$0.00	0.0%	\$0.00
2013	\$0.00	\$0.00	\$0.00	0.0%	\$0.00	\$0.00	0.0%	\$0.00
2014	\$0.00	\$0.00	\$0.00	0.0%	\$0.00	\$0.00	0.0%	\$0.00
2015	\$0.00	\$0.00	\$0.00	0.0%	\$0.00	\$0.00	0.0%	\$0.00
2016	\$0.00	\$0.00	\$0.00	0.0%	\$0.00	\$0.00	0.0%	\$0.00
2017	\$0.00	\$0.00	\$0.00	0.0%	\$0.00	\$0.00	0.0%	\$0.00
<b>Total</b>	<b>\$0.00</b>	<b>\$0.00</b>	<b>\$0.00</b>	<b>0.0%</b>	<b>\$0.00</b>	<b>\$0.00</b>	<b>0.0%</b>	<b>\$0.00</b>




U.S. Department of Housing and Urban Development  
Office of Community Planning and Development  
Integrated Disbursement and Information System  
**Status of HOME Grants**  
**BRYAN**

DATE: 12-16-17  
TIME: 11:19  
PAGE: 13

IDIS - PR27

**Reservations to State Recipients and Sub-recipients (SU)**

Fiscal Year	Authorized Amount	Amount Subgranted to Other Entities	Amount Committed	% Auth Cmtd	Balance to Commit	Total Disbursed	% Auth Disb	Available to Disburse
1996	\$0.00	\$0.00	\$0.00	0.0%	\$0.00	\$0.00	0.0%	\$0.00
1997	\$0.00	\$0.00	\$0.00	0.0%	\$0.00	\$0.00	0.0%	\$0.00
1998	\$0.00	\$0.00	\$0.00	0.0%	\$0.00	\$0.00	0.0%	\$0.00
1999	\$0.00	\$0.00	\$0.00	0.0%	\$0.00	\$0.00	0.0%	\$0.00
2000	\$0.00	\$0.00	\$0.00	0.0%	\$0.00	\$0.00	0.0%	\$0.00
2001	\$0.00	\$0.00	\$0.00	0.0%	\$0.00	\$0.00	0.0%	\$0.00
2002	\$0.00	\$0.00	\$0.00	0.0%	\$0.00	\$0.00	0.0%	\$0.00
2003	\$0.00	\$0.00	\$0.00	0.0%	\$0.00	\$0.00	0.0%	\$0.00
2004	\$0.00	\$0.00	\$0.00	0.0%	\$0.00	\$0.00	0.0%	\$0.00
2005	\$0.00	\$0.00	\$0.00	0.0%	\$0.00	\$0.00	0.0%	\$0.00
2006	\$0.00	\$0.00	\$0.00	0.0%	\$0.00	\$0.00	0.0%	\$0.00
2007	\$0.00	\$0.00	\$0.00	0.0%	\$0.00	\$0.00	0.0%	\$0.00
2008	\$0.00	\$0.00	\$0.00	0.0%	\$0.00	\$0.00	0.0%	\$0.00
2009	\$0.00	\$0.00	\$0.00	0.0%	\$0.00	\$0.00	0.0%	\$0.00
2010	\$0.00	\$0.00	\$0.00	0.0%	\$0.00	\$0.00	0.0%	\$0.00
2011	\$0.00	\$0.00	\$0.00	0.0%	\$0.00	\$0.00	0.0%	\$0.00
2012	\$0.00	\$0.00	\$0.00	0.0%	\$0.00	\$0.00	0.0%	\$0.00
2013	\$0.00	\$0.00	\$0.00	0.0%	\$0.00	\$0.00	0.0%	\$0.00
2014	\$0.00	\$0.00	\$0.00	0.0%	\$0.00	\$0.00	0.0%	\$0.00
2015	\$0.00	\$0.00	\$0.00	0.0%	\$0.00	\$0.00	0.0%	\$0.00
2016	\$0.00	\$0.00	\$0.00	0.0%	\$0.00	\$0.00	0.0%	\$0.00
2017	\$0.00	\$0.00	\$0.00	0.0%	\$0.00	\$0.00	0.0%	\$0.00
<b>Total</b>	<b>\$0.00</b>	<b>\$0.00</b>	<b>\$0.00</b>	<b>0.0%</b>	<b>\$0.00</b>	<b>\$0.00</b>	<b>0.0%</b>	<b>\$0.00</b>



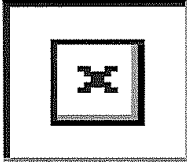
U.S. Department of Housing and Urban Development  
 Office of Community Planning and Development  
 Integrated Disbursement and Information System  
**Status of HOME Grants**  
**BRYAN**

DATE: 12-16-17  
 TIME: 11:19  
 PAGE: 14

IDIS - PR27

**Total Program Funds**

Fiscal Year	Total Authorization	Local Account Funds	Committed Amount	Net Disbursed for Activities	Net Disbursed for Admin/CHDO OP	Net Disbursed	Disbursed Pending Approval	Total Disbursed	Available to Disburse
1996	\$500,000.00	\$0.00	\$450,000.00	\$450,000.00	\$50,000.00	\$500,000.00	\$0.00	\$500,000.00	\$0.00
1997	\$349,000.00	\$24,176.18	\$338,276.18	\$338,276.18	\$34,900.00	\$373,176.18	\$0.00	\$373,176.18	\$0.00
1998	\$370,000.00	\$0.00	\$333,000.00	\$333,000.00	\$37,000.00	\$370,000.00	\$0.00	\$370,000.00	\$0.00
1999	\$400,000.00	\$12,000.00	\$372,000.00	\$372,000.00	\$40,000.00	\$412,000.00	\$0.00	\$412,000.00	\$0.00
2000	\$399,000.00	\$16,087.50	\$375,187.50	\$375,187.50	\$39,900.00	\$415,087.50	\$0.00	\$415,087.50	\$0.00
2001	\$445,000.00	\$22,937.24	\$423,437.24	\$423,437.24	\$44,500.00	\$467,937.24	\$0.00	\$467,937.24	\$0.00
2002	\$442,000.00	\$12,208.50	\$410,008.50	\$410,008.50	\$44,200.00	\$454,208.50	\$0.00	\$454,208.50	\$0.00
2003	\$503,123.00	\$27,100.25	\$479,910.75	\$479,910.75	\$50,312.50	\$530,223.25	\$0.00	\$530,223.25	\$0.00
2004	\$500,388.00	\$34,863.01	\$485,212.21	\$485,212.21	\$50,038.80	\$535,251.01	\$0.00	\$535,251.01	\$0.00
2005	\$471,684.00	\$40,541.80	\$465,057.40	\$465,057.40	\$47,168.40	\$512,225.80	\$0.00	\$512,225.80	\$0.00
2006	\$444,311.00	\$42,561.40	\$442,441.30	\$442,441.30	\$44,431.10	\$486,872.40	\$0.00	\$486,872.40	\$0.00
2007	\$439,708.00	\$56,779.70	\$452,516.90	\$452,516.90	\$43,970.80	\$496,487.70	\$0.00	\$496,487.70	\$0.00
2008	\$427,066.00	\$51,856.42	\$457,133.82	\$457,133.82	\$21,788.60	\$478,922.42	\$0.00	\$478,922.42	\$0.00
2009	\$474,706.00	\$57,836.57	\$520,130.04	\$520,130.04	\$12,412.53	\$532,542.57	\$0.00	\$532,542.57	\$0.00
2010	\$471,868.00	\$54,939.92	\$479,621.12	\$479,621.12	\$47,186.80	\$526,807.92	\$0.00	\$526,807.92	\$0.00
2011	\$417,744.00	\$61,592.28	\$437,561.88	\$437,561.88	\$41,774.40	\$479,336.28	\$0.00	\$479,336.28	\$0.00
2012	\$307,231.00	\$46,655.23	\$307,802.13	\$307,802.13	\$46,084.10	\$353,886.23	\$0.00	\$353,886.23	\$0.00
2013	\$301,258.00	\$70,789.57	\$353,020.02	\$353,020.02	\$19,027.55	\$372,047.57	\$0.00	\$372,047.57	\$0.00
2014	\$302,724.00	\$58,874.61	\$334,981.03	\$307,621.27	\$26,617.58	\$334,238.85	\$0.00	\$334,238.85	\$27,359.76
2015	\$262,262.00	\$52,977.41	\$213,188.30	\$201,491.80	\$24,649.81	\$226,141.61	\$0.00	\$226,141.61	\$89,097.80
2016	\$272,717.00	\$68,678.73	\$153,183.22	\$68,678.73	\$23,462.63	\$92,141.36	\$0.00	\$92,141.36	\$249,254.37
2017	\$250,189.00	\$24,222.77	\$24,222.77	\$24,222.77	\$0.00	\$24,222.77	\$0.00	\$24,222.77	\$250,189.00
<b>Total</b>	<b>\$8,751,979.00</b>	<b>\$837,679.09</b>	<b>\$8,307,892.31</b>	<b>\$8,184,331.56</b>	<b>\$789,425.60</b>	<b>\$8,973,757.16</b>	<b>\$0.00</b>	<b>\$8,973,757.16</b>	<b>\$615,900.93</b>



U.S. Department of Housing and Urban Development  
 Office of Community Planning and Development  
 Integrated Disbursement and Information System  
**Status of HOME Grants**  
**BRYAN**

DATE: 12-16-17  
 TIME: 11:19  
 PAGE: 15

IDIS - PR27

**Total Program Percent**

Fiscal Year	Total Authorization	Local Account Funds	% Committed for Activities	% Disb for Activities	% Disb for Admin/CHDO OP	% Net Disbursed	% Disbursed Pending Approval	% Total Disbursed	% Available to Disburse
1996	\$500,000.00	\$0.00	90.0%	90.0%	10.0%	100.0%	0.0%	100.0%	0.0%
1997	\$349,000.00	\$24,176.18	90.6%	90.6%	10.0%	100.0%	0.0%	100.0%	0.0%
1998	\$370,000.00	\$0.00	90.0%	90.0%	10.0%	100.0%	0.0%	100.0%	0.0%
1999	\$400,000.00	\$12,000.00	90.2%	90.2%	10.0%	100.0%	0.0%	100.0%	0.0%
2000	\$399,000.00	\$16,087.50	90.3%	90.3%	10.0%	100.0%	0.0%	100.0%	0.0%
2001	\$445,000.00	\$22,937.24	90.4%	90.4%	10.0%	100.0%	0.0%	100.0%	0.0%
2002	\$442,000.00	\$12,208.50	90.2%	90.2%	10.0%	100.0%	0.0%	100.0%	0.0%
2003	\$503,123.00	\$27,100.25	90.5%	90.5%	10.0%	100.0%	0.0%	100.0%	0.0%
2004	\$500,388.00	\$34,863.01	90.6%	90.6%	10.0%	100.0%	0.0%	100.0%	0.0%
2005	\$471,684.00	\$40,541.80	90.7%	90.7%	10.0%	100.0%	0.0%	100.0%	0.0%
2006	\$444,311.00	\$42,561.40	90.8%	90.8%	9.9%	99.9%	0.0%	99.9%	0.0%
2007	\$439,708.00	\$56,779.70	91.1%	91.1%	10.0%	100.0%	0.0%	100.0%	0.0%
2008	\$427,066.00	\$51,856.42	95.4%	95.4%	5.1%	100.0%	0.0%	100.0%	0.0%
2009	\$474,706.00	\$57,836.57	97.6%	97.6%	2.6%	100.0%	0.0%	100.0%	0.0%
2010	\$471,868.00	\$54,939.92	91.0%	91.0%	10.0%	100.0%	0.0%	100.0%	0.0%
2011	\$417,744.00	\$61,592.28	91.2%	91.2%	10.0%	100.0%	0.0%	100.0%	0.0%
2012	\$307,231.00	\$46,655.23	86.9%	86.9%	14.9%	100.0%	0.0%	100.0%	0.0%
2013	\$301,258.00	\$70,789.57	94.8%	94.8%	6.3%	100.0%	0.0%	100.0%	0.0%
2014	\$302,724.00	\$58,874.61	92.6%	85.0%	8.7%	92.4%	0.0%	92.4%	7.5%
2015	\$262,262.00	\$52,977.41	67.6%	63.9%	9.3%	71.7%	0.0%	71.7%	28.2%
2016	\$272,717.00	\$68,678.73	44.8%	20.1%	8.6%	26.9%	0.0%	26.9%	73.0%
2017	\$250,189.00	\$24,222.77	8.8%	8.8%	0.0%	8.8%	0.0%	8.8%	91.1%
<b>Total</b>	<b>\$8,751,979.00</b>	<b>\$837,679.09</b>	<b>86.6%</b>	<b>85.3%</b>	<b>9.0%</b>	<b>93.5%</b>	<b>0.0%</b>	<b>93.5%</b>	<b>6.4%</b>

Public Facilities and Infrastructure

	Create Suitable Living			Provide Decent Housing			Create Economic Opportunities			Total
	Access	Afford	Sustain	Access	Afford	Sustain	Access	Afford	Sustain	
Number of Persons Assisted										
with new access to a facility	0	0	0	0	0	0	0	0	0	0
with improved access to a facility	0	0	0	0	0	0	0	0	0	0
with access to a facility that is no longer substandard	0	0	0	0	0	0	0	0	0	0
Totals :	0	0	0	0	0	0	0	0	0	0

Number of Households Assisted

with new access to a facility	0	0	0	0	0	0	0	0	0	0
with improved access to a facility	0	0	0	0	0	0	0	0	0	0
with access to a facility that is no longer substandard	0	0	0	0	0	0	0	0	0	0
Totals :	0	0	0	0	0	0	0	0	0	0

Public Services

	Create Suitable Living			Provide Decent Housing			Create Economic Opportunities			Total
	Access	Afford	Sustain	Access	Afford	Sustain	Access	Afford	Sustain	
Number of Persons Assisted										
with new (or continuing) access to a service	0	0	0	0	0	0	0	0	0	0
with improved (or continuing) access to a service	2,013	0	0	0	0	0	0	0	0	2,013
with new access to a service that is no longer substandard	0	0	0	0	0	0	0	0	0	0
Totals :	2,013	0	0	0	0	0	0	0	0	2,013

Public Services (continued)

	Create Suitable Living			Provide Decent Housing			Create Economic Opportunities			Total
	Access	Afford	Sustain	Access	Afford	Sustain	Access	Afford	Sustain	
Number of Households Assisted										
with new (or continuing) access to a service	0	0	0	0	0	0	0	0	0	0
with improved (or continuing) access to a service	0	0	0	0	0	0	0	0	0	0
with new access to a service that is no longer substandard	0	0	0	0	0	0	0	0	0	0
Totals :	0	0	0	0	0	0	0	0	0	0

Economic Development

	Create Suitable Living			Provide Decent Housing			Create Economic Opportunities			Total
	Access	Afford	Sustain	Access	Afford	Sustain	Access	Afford	Sustain	
Total Number of Businesses Assisted	0	0	0	0	0	0	0	0	0	0
Of Total										
New businesses assisted	0	0	0	0	0	0	0	0	0	0
Existing businesses assisted	0	0	0	0	0	0	0	0	0	0
Number of business facades/buildings rehabilitated	0	0	0	0	0	0	0	0	0	0
Assisted businesses that provide a good or service to service area/neighborhood/community	0	0	0	0	0	0	0	0	0	0
Total Number of Jobs Created	0	0	0	0	0	0	0	0	0	0
Types of Jobs Created										
Officials and Managers	0	0	0	0	0	0	0	0	0	0

Economic Development (continued)

	Create Suitable Living			Provide Decent Housing			Create Economic Opportunities			Total
	Access	Afford	Sustain	Access	Afford	Sustain	Access	Afford	Sustain	
Professional	0	0	0	0	0	0	0	0	0	0
Technicians	0	0	0	0	0	0	0	0	0	0
Sales	0	0	0	0	0	0	0	0	0	0
Office and Clerical	0	0	0	0	0	0	0	0	0	0
Craft Workers (skilled)	0	0	0	0	0	0	0	0	0	0
Operatives (semi-skilled)	0	0	0	0	0	0	0	0	0	0
Laborers (unskilled)	0	0	0	0	0	0	0	0	0	0
Service Workers	0	0	0	0	0	0	0	0	0	0
Of jobs created, number with employer sponsored health care benefits	0	0	0	0	0	0	0	0	0	0
Number unemployed prior to taking jobs	0	0	0	0	0	0	0	0	0	0
Total Number of Jobs Retained	0	0	0	0	0	0	0	0	0	0
Types of Jobs Retained										
Officials and Managers	0	0	0	0	0	0	0	0	0	0
Professional	0	0	0	0	0	0	0	0	0	0



Economic Development (continued)

	Create Suitable Living			Provide Decent Housing			Create Economic Opportunities			Total
	Access	Afford	Sustain	Access	Afford	Sustain	Access	Afford	Sustain	
Technicians	0	0	0	0	0	0	0	0	0	0
Sales	0	0	0	0	0	0	0	0	0	0
Office and Clerical	0	0	0	0	0	0	0	0	0	0
Craft Workers (skilled)	0	0	0	0	0	0	0	0	0	0
Operatives (semi-skilled)	0	0	0	0	0	0	0	0	0	0
Laborers (unskilled)	0	0	0	0	0	0	0	0	0	0
Service Workers	0	0	0	0	0	0	0	0	0	0
Of jobs retained, number with employer sponsored health care benefits	0	0	0	0	0	0	0	0	0	0
Acres of Brownfields Remediated	0	0	0	0	0	0	0	0	0	0



Rehabilitation of Rental Housing

	Create Suitable Living			Provide Decent Housing			Create Economic Opportunities			Total
	Access	Afford	Sustain	Access	Afford	Sustain	Access	Afford	Sustain	
Total LMH* units	0	0	0	0	0	0	0	0	0	0
Total SB*, URG units	0	0	0	0	0	0	0	0	0	0
Of Total, Number of Units Made 504 accessible	0	0	0	0	0	0	0	0	0	0
Brought from substandard to standard condition	0	0	0	0	0	0	0	0	0	0
Created through conversion of non-residential to residential buildings	0	0	0	0	0	0	0	0	0	0
Qualified as Energy Star	0	0	0	0	0	0	0	0	0	0
Brought to lead safety compliance	0	0	0	0	0	0	0	0	0	0
Affordable	0	0	0	0	0	0	0	0	0	0
Of Affordable Units										
Number subsidized by another federal, state, local program	0	0	0	0	0	0	0	0	0	0
Number occupied by elderly	0	0	0	0	0	0	0	0	0	0
Number of years of affordability	0	0	0	0	0	0	0	0	0	0
Average number of years of affordability per unit	0	0	0	0	0	0	0	0	0	0
Number designated for persons with HIV/AIDS	0	0	0	0	0	0	0	0	0	0

Rehabilitation of Rental Housing (continued)

	Create Suitable Living			Provide Decent Housing			Create Economic Opportunities			Total
	Access	Afford	Sustain	Access	Afford	Sustain	Access	Afford	Sustain	
Of those, number for the chronically homeless	0	0	0	0	0	0	0	0	0	0
Number of permanent housing units for homeless persons and families	0	0	0	0	0	0	0	0	0	0
Of those, number for the chronically homeless	0	0	0	0	0	0	0	0	0	0

Construction of Rental Housing

	Create Suitable Living			Provide Decent Housing			Create Economic Opportunities			Total
	Access	Afford	Sustain	Access	Afford	Sustain	Access	Afford	Sustain	
Total LMH* units	0	0	0	0	0	0	0	0	0	0
Total SB*, URG units	0	0	0	0	0	0	0	0	0	0
Of Total, Number of 504 accessible units	0	0	0	0	0	0	0	0	0	0
Units qualified as Energy Star	0	0	0	0	0	0	0	0	0	0
Affordable units	0	0	0	0	0	0	0	0	0	0
Of Affordable Units										
Number occupied by elderly	0	0	0	0	0	0	0	0	0	0
Years of affordability	0	0	0	0	0	0	0	0	0	0
Average number of years of affordability per unit	0	0	0	0	0	0	0	0	0	0

Construction of Rental Housing (continued)

	Create Suitable Living			Provide Decent Housing			Create Economic Opportunities			Total
	Access	Afford	Sustain	Access	Afford	Sustain	Access	Afford	Sustain	
Number subsidized with project based rental assistance by another federal, state, or local program	0	0	0	0	0	0	0	0	0	0
Number designated for persons with HIV/AIDS	0	0	0	0	0	0	0	0	0	0
Of those, the number for the chronically homeless	0	0	0	0	0	0	0	0	0	0
Number of permanent housing units for homeless persons and families	0	0	0	0	0	0	0	0	0	0
Of those, the number for the chronically homeless	0	0	0	0	0	0	0	0	0	0

Owner Occupied Housing Rehabilitation

	Create Suitable Living			Provide Decent Housing			Create Economic Opportunities			Total
	Access	Afford	Sustain	Access	Afford	Sustain	Access	Afford	Sustain	
-----										
Total LMH* units	0	0	0	0	70	0	0	0	0	70
Total SB*, URG units	0	0	0	0	0	0	0	0	0	0
Of Total, Number of Units Occupied by elderly	0	0	0	0	16	0	0	0	0	16
Brought from substandard to standard condition	0	0	0	0	0	0	0	0	0	0
Qualified as Energy Star	0	0	0	0	0	0	0	0	0	0
Brought to lead safety compliance	0	0	0	0	0	0	0	0	0	0
Made accessible	0	0	0	0	0	0	0	0	0	0
-----										
Homebuyer Assistance										
	Create Suitable Living			Provide Decent Housing			Create Economic Opportunities			Total
	Access	Afford	Sustain	Access	Afford	Sustain	Access	Afford	Sustain	
-----										
Total Households Assisted	0	0	0	0	5	0	0	0	0	5
Of Total:										
Number of first-time homebuyers	0	0	0	0	3	0	0	0	0	3
Of those, number receiving housing counseling	0	0	0	0	2	0	0	0	0	2
Number of households receiving downpayment/closing costs assistance	0	0	0	0	2	0	0	0	0	2
-----										

Development of Homeowner Housing

	Create Suitable Living			Provide Decent Housing			Create Economic Opportunities			Total
	Access	Afford	Sustain	Access	Afford	Sustain	Access	Afford	Sustain	
Total LMH* units	0	0	0	0	0	0	0	0	0	0
Total SB*, URG units	0	0	0	0	0	0	0	0	0	0
Of Total, Number of Affordable units	0	0	0	0	0	0	0	0	0	0
Years of affordability	0	0	0	0	0	0	0	0	0	0
Average number of years of affordability per unit	0	0	0	0	0	0	0	0	0	0
Units qualified as Energy Star	0	0	0	0	0	0	0	0	0	0
504 accessible units	0	0	0	0	0	0	0	0	0	0
Units occupied by households previously living in subsidized housing	0	0	0	0	0	0	0	0	0	0
Of Affordable Units										
Number occupied by elderly	0	0	0	0	0	0	0	0	0	0
Number designated for persons with HIV/AIDS	0	0	0	0	0	0	0	0	0	0
Of those, number for the chronically homeless	0	0	0	0	0	0	0	0	0	0
Number of housing units for homeless persons and families	0	0	0	0	0	0	0	0	0	0
Of those, number for the chronically homeless	0	0	0	0	0	0	0	0	0	0

Housing Subsidies

	Create Suitable Living			Provide Decent Housing			Create Economic Opportunities			Total
	Access	Afford	Sustain	Access	Afford	Sustain	Access	Afford	Sustain	
Total Number of Households	0	0	0	0	0	0	0	0	0	0
Of Total:										
Number of households receiving short-term rental assistance (< = 3 months)	0	0	0	0	0	0	0	0	0	0
Number of households assisted that were previously homeless	0	0	0	0	0	0	0	0	0	0
Of those, number of chronically homeless households	0	0	0	0	0	0	0	0	0	0

Shelter for Homeless Persons

	Create Suitable Living			Provide Decent Housing			Create Economic Opportunities			Total
	Access	Afford	Sustain	Access	Afford	Sustain	Access	Afford	Sustain	
Number of beds created in overnight shelter/other emergency housing	0	0	0	0	0	0	0	0	0	0
Number of homeless persons given overnight shelter	0	0	0	0	0	0	0	0	0	0

Homeless Prevention

	Create Suitable Living			Provide Decent Housing			Create Economic Opportunities			Total
	Access	Afford	Sustain	Access	Afford	Sustain	Access	Afford	Sustain	
Number of Persons Assisted that received emergency financial assistance to prevent homelessness	0	0	0	0	0	0	0	0	0	0
that received emergency legal assistance to prevent homelessness	0	0	0	0	0	0	0	0	0	0

Public Facilities and Infrastructure

	Create Suitable Living			Provide Decent Housing			Create Economic Opportunities			Total
	Access	Afford	Sustain	Access	Afford	Sustain	Access	Afford	Sustain	
Number of Persons Assisted										
with new access to a facility	0	0	0	0	0	0	0	0	0	0
with improved access to a facility	0	0	0	0	0	0	0	0	0	0
with access to a facility that is no longer substandard	0	0	0	0	0	0	0	0	0	0
Totals :	0	0	0	0	0	0	0	0	0	0

Number of Households Assisted										
with new access to a facility	0	0	0	0	0	0	0	0	0	0
with improved access to a facility	0	0	0	0	0	0	0	0	0	0
with access to a facility that is no longer substandard	0	0	0	0	0	0	0	0	0	0
Totals :	0	0	0	0	0	0	0	0	0	0

Public Services

	Create Suitable Living			Provide Decent Housing			Create Economic Opportunities			Total
	Access	Afford	Sustain	Access	Afford	Sustain	Access	Afford	Sustain	
Number of Persons Assisted										
with new (or continuing) access to a service	0	0	0	0	0	0	0	0	0	0
with improved (or continuing) access to a service	2,013	0	0	0	0	0	0	0	0	2,013
with new access to a service that is no longer substandard	0	0	0	0	0	0	0	0	0	0
Totals :	2,013	0	0	0	0	0	0	0	0	2,013

IDIS - PR83

U.S. Department of Housing and Urban Development  
 Office of Community Planning and Development  
 Integrated Disbursement and Information System  
 CDBG Performance Measures Report  
 Program Year BRYAN, TX

DATE: 12-20-17  
 TIME: 17:25  
 PAGE: 2

Public Services (continued)

	Create Suitable Living			Provide Decent Housing			Create Economic Opportunities			Total
	Access	Afford	Sustain	Access	Afford	Sustain	Access	Afford	Sustain	
Number of Households Assisted										
with new (or continuing) access to a service	0	0	0	0	0	0	0	0	0	0
with improved (or continuing) access to a service	0	0	0	0	0	0	0	0	0	0
with new access to a service that is no longer substandard	0	0	0	0	0	0	0	0	0	0
Totals :	0	0	0	0	0	0	0	0	0	0

Economic Development

	Create Suitable Living			Provide Decent Housing			Create Economic Opportunities			Total
	Access	Afford	Sustain	Access	Afford	Sustain	Access	Afford	Sustain	
Total Number of Businesses Assisted	0	0	0	0	0	0	0	0	0	0
Of Total										
New businesses assisted	0	0	0	0	0	0	0	0	0	0
Existing businesses assisted	0	0	0	0	0	0	0	0	0	0
Number of business facades/buildings rehabilitated	0	0	0	0	0	0	0	0	0	0
Assisted businesses that provide a good or service to service area/neighborhood/community	0	0	0	0	0	0	0	0	0	0
Total Number of Jobs Created	0	0	0	0	0	0	0	0	0	0
Types of Jobs Created										
Officials and Managers	0	0	0	0	0	0	0	0	0	0



Economic Development (continued)

	Create Suitable Living			Provide Decent Housing			Create Economic Opportunities			Total
	Access	Afford	Sustain	Access	Afford	Sustain	Access	Afford	Sustain	
Professional	0	0	0	0	0	0	0	0	0	0
Technicians	0	0	0	0	0	0	0	0	0	0
Sales	0	0	0	0	0	0	0	0	0	0
Office and Clerical	0	0	0	0	0	0	0	0	0	0
Craft Workers (skilled)	0	0	0	0	0	0	0	0	0	0
Operatives (semi-skilled)	0	0	0	0	0	0	0	0	0	0
Laborers (unskilled)	0	0	0	0	0	0	0	0	0	0
Service Workers	0	0	0	0	0	0	0	0	0	0
Of jobs created, number with employer sponsored health care benefits	0	0	0	0	0	0	0	0	0	0
Number unemployed prior to taking jobs	0	0	0	0	0	0	0	0	0	0
Total Number of Jobs Retained	0	0	0	0	0	0	0	0	0	0
Types of Jobs Retained										
Officials and Managers	0	0	0	0	0	0	0	0	0	0
Professional	0	0	0	0	0	0	0	0	0	0

Economic Development (continued)

	Create Suitable Living			Provide Decent Housing			Create Economic Opportunities			Total
	Access	Afford	Sustain	Access	Afford	Sustain	Access	Afford	Sustain	
Technicians	0	0	0	0	0	0	0	0	0	0
Sales	0	0	0	0	0	0	0	0	0	0
Office and Clerical	0	0	0	0	0	0	0	0	0	0
Craft Workers (skilled)	0	0	0	0	0	0	0	0	0	0
Operatives (semi-skilled)	0	0	0	0	0	0	0	0	0	0
Laborers (unskilled)	0	0	0	0	0	0	0	0	0	0
Service Workers	0	0	0	0	0	0	0	0	0	0
Of jobs retained, number with employer sponsored health care benefits	0	0	0	0	0	0	0	0	0	0
Acres of Brownfields Remediated	0	0	0	0	0	0	0	0	0	0

Rehabilitation of Rental Housing

	Create Suitable Living			Provide Decent Housing			Create Economic Opportunities			Total
	Access	Afford	Sustain	Access	Afford	Sustain	Access	Afford	Sustain	
Total LMH* units	0	0	0	0	0	0	0	0	0	0
Total SB*, URG units	0	0	0	0	0	0	0	0	0	0
Of Total, Number of Units Made 504 accessible	0	0	0	0	0	0	0	0	0	0
Brought from substandard to standard condition	0	0	0	0	0	0	0	0	0	0
Created through conversion of non-residential to residential buildings	0	0	0	0	0	0	0	0	0	0
Qualified as Energy Star	0	0	0	0	0	0	0	0	0	0
Brought to lead safety compliance	0	0	0	0	0	0	0	0	0	0
Affordable	0	0	0	0	0	0	0	0	0	0
Of Affordable Units										
Number subsidized by another federal, state, local program	0	0	0	0	0	0	0	0	0	0
Number occupied by elderly	0	0	0	0	0	0	0	0	0	0
Number of years of affordability	0	0	0	0	0	0	0	0	0	0
Average number of years of affordability per unit	0	0	0	0	0	0	0	0	0	0
Number designated for persons with HIV/AIDS	0	0	0	0	0	0	0	0	0	0

Rehabilitation of Rental Housing (continued)

	Create Suitable Living			Provide Decent Housing			Create Economic Opportunities			Total
	Access	Afford	Sustain	Access	Afford	Sustain	Access	Afford	Sustain	
Of those, number for the chronically homeless	0	0	0	0	0	0	0	0	0	0
Number of permanent housing units for homeless persons and families	0	0	0	0	0	0	0	0	0	0
Of those, number for the chronically homeless	0	0	0	0	0	0	0	0	0	0

Construction of Rental Housing

	Create Suitable Living			Provide Decent Housing			Create Economic Opportunities			Total
	Access	Afford	Sustain	Access	Afford	Sustain	Access	Afford	Sustain	
Total LMH* units	0	0	0	0	0	0	0	0	0	0
Total SB*, URG units	0	0	0	0	0	0	0	0	0	0
Of Total, Number of 504 accessible units	0	0	0	0	0	0	0	0	0	0
Units qualified as Energy Star	0	0	0	0	0	0	0	0	0	0
Affordable units	0	0	0	0	0	0	0	0	0	0
Of Affordable Units										
Number occupied by elderly	0	0	0	0	0	0	0	0	0	0
Years of affordability	0	0	0	0	0	0	0	0	0	0
Average number of years of affordability per unit	0	0	0	0	0	0	0	0	0	0

Construction of Rental Housing (continued)

	Create Suitable Living			Provide Decent Housing			Create Economic Opportunities			Total
	Access	Afford	Sustain	Access	Afford	Sustain	Access	Afford	Sustain	
Number subsidized with project based rental assistance by another federal, state, or local program	0	0	0	0	0	0	0	0	0	0
Number designated for persons with HIV/AIDS	0	0	0	0	0	0	0	0	0	0
Of those, the number for the chronically homeless	0	0	0	0	0	0	0	0	0	0
Number of permanent housing units for homeless persons and families	0	0	0	0	0	0	0	0	0	0
Of those, the number for the chronically homeless	0	0	0	0	0	0	0	0	0	0

IDIS - PR83

U.S. Department of Housing and Urban Development  
 Office of Community Planning and Development  
 Integrated Disbursement and Information System  
 CDBG Performance Measures Report  
 Program Year BRYAN, TX

DATE: 12-20-17  
 TIME: 17:30  
 PAGE: 1

Owner Occupied Housing Rehabilitation

	Create Suitable Living			Provide Decent Housing			Create Economic Opportunities			Total
	Access	Afford	Sustain	Access	Afford	Sustain	Access	Afford	Sustain	
Total LMH* units	0	0	0	0	0	0	0	0	0	0
Total SB*, URG units	0	0	0	0	0	0	0	0	0	0
Of Total, Number of Units Occupied by elderly										
Brought from substandard to standard condition	0	0	0	0	0	0	0	0	0	0
Qualified as Energy Star	0	0	0	0	0	0	0	0	0	0
Brought to lead safety compliance	0	0	0	0	0	0	0	0	0	0
Made accessible	0	0	0	0	0	0	0	0	0	0

Homebuyer Assistance

	Create Suitable Living			Provide Decent Housing			Create Economic Opportunities			Total
	Access	Afford	Sustain	Access	Afford	Sustain	Access	Afford	Sustain	
Total Households Assisted	0	0	0	0	0	0	0	0	0	0
Of Total:										
Number of first-time homebuyers	0	0	0	0	0	0	0	0	0	0
Of those, number receiving housing counseling	0	0	0	0	0	0	0	0	0	0
Number of households receiving downpayment/closing costs assistance	0	0	0	0	0	0	0	0	0	0

Development of Homeowner Housing

	Create Suitable Living			Provide Decent Housing			Create Economic Opportunities			Total
	Access	Afford	Sustain	Access	Afford	Sustain	Access	Afford	Sustain	
Total LMH* units	0	0	0	0	0	0	0	0	0	0
Total SB*, URG units	0	0	0	0	0	0	0	0	0	0
Of Total, Number of Affordable units	0	0	0	0	0	0	0	0	0	0
Years of affordability	0	0	0	0	0	0	0	0	0	0
Average number of years of affordability per unit	0	0	0	0	0	0	0	0	0	0
Units qualified as Energy Star	0	0	0	0	0	0	0	0	0	0
504 accessible units	0	0	0	0	0	0	0	0	0	0
Units occupied by households previously living in subsidized housing	0	0	0	0	0	0	0	0	0	0
Of Affordable Units										
Number occupied by elderly	0	0	0	0	0	0	0	0	0	0
Number designated for persons with HIV/AIDS	0	0	0	0	0	0	0	0	0	0
Of those, number for the chronically homeless	0	0	0	0	0	0	0	0	0	0
Number of housing units for homeless persons and families	0	0	0	0	0	0	0	0	0	0
Of those, number for the chronically homeless	0	0	0	0	0	0	0	0	0	0

Housing Subsidies

	Create Suitable Living			Provide Decent Housing			Create Economic Opportunities			Total
	Access	Afford	Sustain	Access	Afford	Sustain	Access	Afford	Sustain	
Total Number of Households	0	0	0	0	0	0	0	0	0	0
Of Total:										
Number of households receiving short-term rental assistance (< = 3 months)	0	0	0	0	0	0	0	0	0	0
Number of households assisted that were previously homeless	0	0	0	0	0	0	0	0	0	0
Of those, number of chronically homeless households	0	0	0	0	0	0	0	0	0	0

Shelter for Homeless Persons

	Create Suitable Living			Provide Decent Housing			Create Economic Opportunities			Total
	Access	Afford	Sustain	Access	Afford	Sustain	Access	Afford	Sustain	
Number of beds created in overnight shelter/other emergency housing	0	0	0	0	0	0	0	0	0	0
Number of homeless persons given overnight shelter	0	0	0	0	0	0	0	0	0	0

Homeless Prevention

	Create Suitable Living			Provide Decent Housing			Create Economic Opportunities			Total
	Access	Afford	Sustain	Access	Afford	Sustain	Access	Afford	Sustain	
Number of Persons Assisted										
that received emergency financial assistance to prevent homelessness	0	0	0	0	0	0	0	0	0	0
that received emergency legal assistance to prevent homelessness	0	0	0	0	0	0	0	0	0	0



IDIS - PR84

U.S. Department of Housing and Urban Development  
Office of Community Planning and Development  
Integrated Disbursement and Information System  
CDBG Strategy Area, CFDI, and Local Target Area Report  
BRYAN, TX  
Program Year 2016

DATE: 12-20-17  
TIME: 17:35  
PAGE: 1

Totals for all Areas

---

Number of new businesses assisted	0
Number of existing businesses assisted	0
Number of jobs created or retained in area	0
Amount of funds leveraged	0
Number of LMI persons assisted	
By direct benefit activities	0
By area benefit activities	0
Number of LMI households assisted	0
Number of acres of brownfields remediated	0
Number with new access to public facilities/improvements	0
Number of business facades/buildings rehabilitated	0
Slum/blight demolition	0

---

IDIS - PR84

U.S. Department of Housing and Urban Development  
Office of Community Planning and Development  
Integrated Disbursement and Information System  
CDBG Strategy Area, CFDI, and Local Target Area Report  
BRYAN, TX  
Program Year 2016

DATE: 12-20-17  
TIME: 17:36  
PAGE: 1

Totals for all Areas

---

Number of new businesses assisted	0
Number of existing businesses assisted	0
Number of jobs created or retained in area	0
Amount of funds leveraged	0
Number of LMI persons assisted	
By direct benefit activities	0
By area benefit activities	0
Number of LMI households assisted	0
Number of acres of brownfields remediated	0
Number with new access to public facilities/improvements	0
Number of business facades/buildings rehabilitated	0
Slum/blight demolition	0

---

IDIS - PR85

U.S. Department of Housing and Urban Development  
 Office of Community Planning and Development  
 Integrated Disbursement and Information System  
 Rental , Homebuyer , Homeowner Rehab, TBRA  
 Housing Performance Report - BRYAN , TX

Date: 12-16-17  
 Time: 11:46  
 Page: 1

Program Rental , Homebuyer , Homeowner Rehab, TBRA  
 Date Range  
 Home Tenure Type

Objectives	Availability / Accessibility		Outcomes Affordability		Sustainability		Total by Objective		# of Total Units Brought to Property Standard		Of the Total Units, the # occupied by Households <= 80% AMI	
	Units	\$	Units	\$	Units	\$	Units	\$	Units	\$	Units	\$
Suitable Living	11	455,205.69	10	124,901.76	0	0.00	21	580,107.45	21	580,107.45	21	580,107.45
Decent Housing	31	262,628.18	467	7,144,526.85	1	97,105.57	499	7,504,260.60	499	7,504,260.60	499	7,504,260.60
Economic Opportunity	0	0.00	0	0.00	0	0.00	0	0.00	0	0.00	0	0.00
<b>Total by Outcome</b>	<b>42</b>	<b>717,833.87</b>	<b>477</b>	<b>7,269,428.61</b>	<b>1</b>	<b>97,105.57</b>	<b>520</b>	<b>8,084,368.05</b>	<b>520</b>	<b>8,084,368.05</b>	<b>520</b>	<b>8,084,368.05</b>

Objectives	Availability / Accessibility		Outcomes Affordability		Sustainability		Total by Objective		# of Total Units Brought to Property Standard		Of the Total Units, the # occupied by Households <= 80% AMI	
	Units	\$	Units	\$	Units	\$	Units	\$	Units	\$	Units	\$
	Suitable Living	0	0.00	0	0.00	2	5,626.85	2	5,626.85	1	***	2
Decent Housing	0	1,726,570.94	339	3,473,279.71	30	570,856.13	560	5,770,706.78	6	***	559	***
Economic Opportunity	0	0.00	0	0.00	0	0.00	0	0.00	0	0.00	0	0.00
Total by Outcome	191	1,726,570.94	339	3,473,279.71	32	576,482.98	562	5,776,333.63	7	***	561	***

## **Attachment 2**

### **Financial and Performance Reports 2016 CAPER**



**PART I: SUMMARY OF CDBG RESOURCES**

01 UNEXPENDED CDBG FUNDS AT END OF PREVIOUS PROGRAM YEAR	572,551.40
02 ENTITLEMENT GRANT	855,207.00
03 SURPLUS URBAN RENEWAL	0.00
04 SECTION 108 GUARANTEED LOAN FUNDS	0.00
05 CURRENT YEAR PROGRAM INCOME	21,957.95
05a CURRENT YEAR SECTION 108 PROGRAM INCOME (FOR SI TYPE)	0.00
06 FUNDS RETURNED TO THE LINE-OF-CREDIT	1,817.89
06a FUNDS RETURNED TO THE LOCAL CDBG ACCOUNT	0.00
07 ADJUSTMENT TO COMPUTE TOTAL AVAILABLE	(1,817.89)
08 TOTAL AVAILABLE (SUM, LINES 01-07)	1,449,716.35

**PART II: SUMMARY OF CDBG EXPENDITURES**

09 DISBURSEMENTS OTHER THAN SECTION 108 REPAYMENTS AND PLANNING/ADMINISTRATION	906,817.34
10 ADJUSTMENT TO COMPUTE TOTAL AMOUNT SUBJECT TO LOW/MOD BENEFIT	0.00
11 AMOUNT SUBJECT TO LOW/MOD BENEFIT (LINE 09 + LINE 10)	906,817.34
12 DISBURSED IN IDIS FOR PLANNING/ADMINISTRATION	159,286.70
13 DISBURSED IN IDIS FOR SECTION 108 REPAYMENTS	0.00
14 ADJUSTMENT TO COMPUTE TOTAL EXPENDITURES	1,817.89
15 TOTAL EXPENDITURES (SUM, LINES 11-14)	1,067,921.93
16 UNEXPENDED BALANCE (LINE 08 - LINE 15)	381,794.42

**PART III: LOW/MOD BENEFIT THIS REPORTING PERIOD**

17 EXPENDED FOR LOW/MOD HOUSING IN SPECIAL AREAS	0.00
18 EXPENDED FOR LOW/MOD MULTI-UNIT HOUSING	0.00
19 DISBURSED FOR OTHER LOW/MOD ACTIVITIES	908,635.23
20 ADJUSTMENT TO COMPUTE TOTAL LOW/MOD CREDIT	0.00
21 TOTAL LOW/MOD CREDIT (SUM, LINES 17-20)	908,635.23
22 PERCENT LOW/MOD CREDIT (LINE 21/LINE 11)	100.20%

**LOW/MOD BENEFIT FOR MULTI-YEAR CERTIFICATIONS**

23 PROGRAM YEARS(PY) COVERED IN CERTIFICATION	PY: PY: PY:
24 CUMULATIVE NET EXPENDITURES SUBJECT TO LOW/MOD BENEFIT CALCULATION	0.00
25 CUMULATIVE EXPENDITURES BENEFITTING LOW/MOD PERSONS	0.00
26 PERCENT BENEFIT TO LOW/MOD PERSONS (LINE 25/LINE 24)	0.00%

**PART IV: PUBLIC SERVICE (PS) CAP CALCULATIONS**

27 DISBURSED IN IDIS FOR PUBLIC SERVICES	128,281.00
28 PS UNLIQUIDATED OBLIGATIONS AT END OF CURRENT PROGRAM YEAR	0.00
29 PS UNLIQUIDATED OBLIGATIONS AT END OF PREVIOUS PROGRAM YEAR	0.00
30 ADJUSTMENT TO COMPUTE TOTAL PS OBLIGATIONS	0.00
31 TOTAL PS OBLIGATIONS (LINE 27 + LINE 28 - LINE 29 + LINE 30)	128,281.00
32 ENTITLEMENT GRANT	855,207.00
33 PRIOR YEAR PROGRAM INCOME	83,578.40
34 ADJUSTMENT TO COMPUTE TOTAL SUBJECT TO PS CAP	0.00
35 TOTAL SUBJECT TO PS CAP (SUM, LINES 32-34)	938,785.40
36 PERCENT FUNDS OBLIGATED FOR PS ACTIVITIES (LINE 31/LINE 35)	13.66%

**PART V: PLANNING AND ADMINISTRATION (PA) CAP**

37 DISBURSED IN IDIS FOR PLANNING/ADMINISTRATION	159,286.70
38 PA UNLIQUIDATED OBLIGATIONS AT END OF CURRENT PROGRAM YEAR	0.00
39 PA UNLIQUIDATED OBLIGATIONS AT END OF PREVIOUS PROGRAM YEAR	0.00
40 ADJUSTMENT TO COMPUTE TOTAL PA OBLIGATIONS	0.00
41 TOTAL PA OBLIGATIONS (LINE 37 + LINE 38 - LINE 39 +LINE 40)	159,286.70
42 ENTITLEMENT GRANT	855,207.00
43 CURRENT YEAR PROGRAM INCOME	21,957.95
44 ADJUSTMENT TO COMPUTE TOTAL SUBJECT TO PA CAP	0.00
45 TOTAL SUBJECT TO PA CAP (SUM, LINES 42-44)	877,164.95
46 PERCENT FUNDS OBLIGATED FOR PA ACTIVITIES (LINE 41/LINE 45)	18.16%



**LINE 17 DETAIL: ACTIVITIES TO CONSIDER IN DETERMINING THE AMOUNT TO ENTER ON LINE 17**

Report returned no data.

**LINE 18 DETAIL: ACTIVITIES TO CONSIDER IN DETERMINING THE AMOUNT TO ENTER ON LINE 18**

Report returned no data.

**LINE 19 DETAIL: ACTIVITIES INCLUDED IN THE COMPUTATION OF LINE 19**

Plan Year	IDIS Project	IDIS Activity	Voucher Number	Activity Name	Matrix Code	National Objective	Drawn Amount
2016	3	989	6093549	QL2535 - Bryan Parks and Recreation	05D	LMC	\$35,000.00
2016	5	990	6027693	QL2534 - Voices For Children, Inc.	05D	LMC	\$5,343.00
2016	5	990	6055453	QL2534 - Voices For Children, Inc.	05D	LMC	\$3,271.00
2016	5	990	6093549	QL2534 - Voices For Children, Inc.	05D	LMC	\$11,141.00
					<b>05D</b>	<b>Matrix Code</b>	<b>\$54,755.00</b>
2016	7	986	6027693	QL2533- Brazos Maternal & Child Health Clinic, Inc.	05M	LMC	\$7,545.08
2016	7	986	6055453	QL2533- Brazos Maternal & Child Health Clinic, Inc.	05M	LMC	\$3,558.46
2016	7	986	6081726	QL2533- Brazos Maternal & Child Health Clinic, Inc.	05M	LMC	\$9,184.58
2016	7	986	6093549	QL2533- Brazos Maternal & Child Health Clinic, Inc.	05M	LMC	\$9,711.88
					<b>05M</b>	<b>Matrix Code</b>	<b>\$30,000.00</b>
2016	4	988	6047475	QL2532- MHMR Authority of Brazos Valley	05O	LMC	\$6,762.48
2016	4	988	6055453	QL2532- MHMR Authority of Brazos Valley	05O	LMC	\$7,803.14
2016	4	988	6081726	QL2532- MHMR Authority of Brazos Valley	05O	LMC	\$10,080.70
2016	4	988	6093549	QL2532- MHMR Authority of Brazos Valley	05O	LMC	\$8,068.68
					<b>05O</b>	<b>Matrix Code</b>	<b>\$32,715.00</b>
2016	6	987	6027693	QL2531 - Catholic Charities of Central Texas	05Q	LMC	\$8,883.15
2016	6	987	6055453	QL2531 - Catholic Charities of Central Texas	05Q	LMC	\$1,927.85
					<b>05Q</b>	<b>Matrix Code</b>	<b>\$10,811.00</b>
2015	1	985	6000737	CDHB10 -Direct Homeownership Assistance	13	LMH	\$8,017.44
2015	1	985	6010961	CDHB10 -Direct Homeownership Assistance	13	LMH	\$1,015.51
2015	1	985	6020467	CDHB10 -Direct Homeownership Assistance	13	LMH	\$141.54
2015	1	991	6020554	Direct Homeownership Assistance - CDHB11	13	LMH	\$188.71
2015	1	991	6027693	Direct Homeownership Assistance - CDHB11	13	LMH	\$961.77
2015	1	991	6036462	Direct Homeownership Assistance - CDHB11	13	LMH	\$1,424.43
2015	1	991	6047475	Direct Homeownership Assistance - CDHB11	13	LMH	\$8,149.06
2015	1	991	6055453	Direct Homeownership Assistance - CDHB11	13	LMH	\$1,796.08
2015	1	992	6036462	CDHB12 - Direct Home Owner Assistance	13	LMH	\$8,108.65
2015	1	992	6047475	CDHB12 - Direct Home Owner Assistance	13	LMH	\$632.66
2015	1	992	6055453	CDHB12 - Direct Home Owner Assistance	13	LMH	\$611.78
2015	1	992	6065631	CDHB12 - Direct Home Owner Assistance	13	LMH	\$63.51
2015	1	993	6036462	CDHB13 - Direct Homeownership Assistance	13	LMH	\$7,500.00
2015	1	993	6047475	CDHB13 - Direct Homeownership Assistance	13	LMH	\$937.38
2015	1	993	6055453	CDHB13 - Direct Homeownership Assistance	13	LMH	\$421.98
2015	1	993	6065631	CDHB13 - Direct Homeownership Assistance	13	LMH	\$120.08
2015	1	998	6055453	CDHB14 - Direct Homeownership Assistance	13	LMH	\$7,500.00
2015	1	998	6065631	CDHB14 - Direct Homeownership Assistance	13	LMH	\$1,144.69
2015	12	981	6000737	Direct Homeownership Assistance	13	LMH	\$221.79
2015	20	999	6073361	CDHB15 - Direct Homeownership Assistance	13	LMH	\$113.12
2015	20	999	6081726	CDHB15 - Direct Homeownership Assistance	13	LMH	\$7,590.81
2015	20	999	6093549	CDHB15 - Direct Homeownership Assistance	13	LMH	\$1,128.56
					<b>13</b>	<b>Matrix Code</b>	<b>\$57,789.55</b>
2014	2	972	6000737	CDRC08 - CDBG Reconstruction	14A	LMH	\$3,179.53
2014	2	972	6010955	CDRC08 - CDBG Reconstruction	14A	LMH	\$1,712.60
2014	2	972	6020467	CDRC08 - CDBG Reconstruction	14A	LMH	\$2,011.08
2014	2	972	6027693	CDRC08 - CDBG Reconstruction	14A	LMH	\$2,025.03
2014	2	972	6036462	CDRC08 - CDBG Reconstruction	14A	LMH	\$47,385.84
2014	2	972	6047475	CDRC08 - CDBG Reconstruction	14A	LMH	\$619.90



Office of Community Planning and Development  
 U.S. Department of Housing and Urban Development  
 Integrated Disbursement and Information System  
 PR26 - CDBG Financial Summary Report  
 Program Year 2016  
 BRYAN , TX

DATE: 12-20-17  
 TIME: 16:58  
 PAGE: 3

Plan Year	IDIS Project	IDIS Activity	Voucher Number	Activity Name	Matrix Code	National Objective	Drawn Amount
2014	2	972	6055453	CDRC08 - CDBG Reconstruction	14A	LMH	\$24,118.67
2014	2	972	6065631	CDRC08 - CDBG Reconstruction	14A	LMH	\$2,447.48
2014	2	972	6073361	CDRC08 - CDBG Reconstruction	14A	LMH	\$2,052.33
2014	2	972	6081726	CDRC08 - CDBG Reconstruction	14A	LMH	\$53,747.61
2014	2	972	6093549	CDRC08 - CDBG Reconstruction	14A	LMH	\$1,703.87
2015	1	961	6000715	Housing Assistance CDBG	14A	LMH	\$19,705.87
2015	1	961	6000737	Housing Assistance CDBG	14A	LMH	\$6,566.21
2015	1	961	6010945	Housing Assistance CDBG	14A	LMH	\$11,504.84
2015	1	961	6010955	Housing Assistance CDBG	14A	LMH	\$21,110.98
2015	1	961	6020452	Housing Assistance CDBG	14A	LMH	\$9,171.63
2015	1	961	6020467	Housing Assistance CDBG	14A	LMH	\$6,574.90
2015	1	961	6027691	Housing Assistance CDBG	14A	LMH	\$11,081.39
2015	1	961	6027693	Housing Assistance CDBG	14A	LMH	\$31,201.41
2015	1	961	6036435	Housing Assistance CDBG	14A	LMH	\$13,640.65
2015	1	961	6036462	Housing Assistance CDBG	14A	LMH	\$44,809.94
2015	1	961	6047428	Housing Assistance CDBG	14A	LMH	\$9,100.19
2015	1	961	6047475	Housing Assistance CDBG	14A	LMH	\$42,091.78
2015	1	961	6055444	Housing Assistance CDBG	14A	LMH	\$10,760.85
2015	1	961	6055453	Housing Assistance CDBG	14A	LMH	\$15,967.98
2015	1	961	6065625	Housing Assistance CDBG	14A	LMH	\$9,033.11
2015	1	961	6065631	Housing Assistance CDBG	14A	LMH	\$4,004.28
2015	1	961	6073361	Housing Assistance CDBG	14A	LMH	\$8,105.88
2015	1	961	6081725	Housing Assistance CDBG	14A	LMH	\$7,937.79
2015	1	961	6093547	Housing Assistance CDBG	14A	LMH	\$12,270.58
2015	1	994	6036626	CDRC09 - CDBG Reconstruction	14A	LMH	\$547.53
2015	1	994	6047475	CDRC09 - CDBG Reconstruction	14A	LMH	\$2,673.49
2015	1	994	6055453	CDRC09 - CDBG Reconstruction	14A	LMH	\$2,127.03
2015	1	994	6065631	CDRC09 - CDBG Reconstruction	14A	LMH	\$2,271.10
2015	1	994	6073361	CDRC09 - CDBG Reconstruction	14A	LMH	\$31,273.54
2015	1	994	6081726	CDRC09 - CDBG Reconstruction	14A	LMH	\$1,994.89
2015	1	994	6093549	CDRC09 - CDBG Reconstruction	14A	LMH	\$3,524.35
2016	1	983	6055453	ME4001 - Housing Assistance CDBG	14A	LMH	\$17,796.01
2016	1	983	6065631	ME4001 - Housing Assistance CDBG	14A	LMH	\$33,902.97
2016	1	983	6073361	ME4001 - Housing Assistance CDBG	14A	LMH	\$37,497.20
2016	1	983	6081726	ME4001 - Housing Assistance CDBG	14A	LMH	\$26,404.95
2016	1	983	6093549	ME4001 - Housing Assistance CDBG	14A	LMH	\$126,907.42
					<b>14A</b>	<b>Matrix Code</b>	<b>\$722,564.68</b>
<b>Total</b>							<b>\$908,635.23</b>

**LINE 27 DETAIL: ACTIVITIES INCLUDED IN THE COMPUTATION OF LINE 27**

Plan Year	IDIS Project	IDIS Activity	Voucher Number	Activity Name	Matrix Code	National Objective	Drawn Amount
2016	3	989	6093549	QL2535 - Bryan Parks and Recreation	05D	LMC	\$35,000.00
2016	5	990	6027693	QL2534 - Voices For Children, Inc.	05D	LMC	\$5,343.00
2016	5	990	6055453	QL2534 - Voices For Children, Inc.	05D	LMC	\$3,271.00
2016	5	990	6093549	QL2534 - Voices For Children, Inc.	05D	LMC	\$11,141.00
					<b>05D</b>	<b>Matrix Code</b>	<b>\$54,755.00</b>
2016	7	986	6027693	QL2533- Brazos Maternal & Child Health Clinic, Inc.	05M	LMC	\$7,545.08
2016	7	986	6055453	QL2533- Brazos Maternal & Child Health Clinic, Inc.	05M	LMC	\$3,558.46
2016	7	986	6081726	QL2533- Brazos Maternal & Child Health Clinic, Inc.	05M	LMC	\$9,184.58
2016	7	986	6093549	QL2533- Brazos Maternal & Child Health Clinic, Inc.	05M	LMC	\$9,711.88
					<b>05M</b>	<b>Matrix Code</b>	<b>\$30,000.00</b>
2016	4	988	6047475	QL2532- MHMR Authority of Brazos Valley	05O	LMC	\$6,762.48
2016	4	988	6055453	QL2532- MHMR Authority of Brazos Valley	05O	LMC	\$7,803.14
2016	4	988	6081726	QL2532- MHMR Authority of Brazos Valley	05O	LMC	\$10,080.70





Office of Community Planning and Development  
 U.S. Department of Housing and Urban Development  
 Integrated Disbursement and Information System  
 PR26 - CDBG Financial Summary Report  
 Program Year 2016  
 BRYAN , TX

DATE: 12-20-17  
 TIME: 16:58  
 PAGE: 4

Plan Year	IDIS Project	IDIS Activity	Voucher Number	Activity Name	Matrix Code	National Objective	Drawn Amount
2016	4	988	6093549	QL2532- MHMR Authority of Brazos Valley	050	LMC	\$8,068.68
					<b>050</b>	<b>Matrix Code</b>	<b>\$32,715.00</b>
2016	6	987	6027693	QL2531 - Catholic Charities of Central Texas	05Q	LMC	\$8,883.15
2016	6	987	6055453	QL2531 - Catholic Charities of Central Texas	05Q	LMC	\$1,927.85
					<b>05Q</b>	<b>Matrix Code</b>	<b>\$10,811.00</b>
<b>Total</b>							<b>\$128,281.00</b>

**LINE 37 DETAIL: ACTIVITIES INCLUDED IN THE COMPUTATION OF LINE 37**

Plan Year	IDIS Project	IDIS Activity	Voucher Number	Activity Name	Matrix Code	National Objective	Drawn Amount
1994	2	2	5991424	CDBG COMMITTED FUNDS ADJUSTMENT	21A		(\$1,817.89)
1994	2	2	6044613	CDBG COMMITTED FUNDS ADJUSTMENT	21A		\$1,817.89
2016	2	982	6000715	ME4000-Administrative CDBG	21A		\$22,555.34
2016	2	982	6010945	ME4000-Administrative CDBG	21A		\$10,672.65
2016	2	982	6020452	ME4000-Administrative CDBG	21A		\$13,074.97
2016	2	982	6027691	ME4000-Administrative CDBG	21A		\$11,456.15
2016	2	982	6036435	ME4000-Administrative CDBG	21A		\$11,717.19
2016	2	982	6047428	ME4000-Administrative CDBG	21A		\$11,059.19
2016	2	982	6055444	ME4000-Administrative CDBG	21A		\$8,823.36
2016	2	982	6065625	ME4000-Administrative CDBG	21A		\$10,312.88
2016	2	982	6073361	ME4000-Administrative CDBG	21A		\$13,130.60
2016	2	982	6081725	ME4000-Administrative CDBG	21A		\$13,819.51
2016	2	982	6093547	ME4000-Administrative CDBG	21A		\$32,664.86
					<b>21A</b>	<b>Matrix Code</b>	<b>\$159,286.70</b>
<b>Total</b>							<b>\$159,286.70</b>

**Financial Summary Adjustments and Program Income Summary for 2016**

CDBG housing loans	\$ 21,957.95
Sale of Houses	N/A
<b>Total Program Income</b>	<b><u>\$ 21,957.95</u></b>

**Financial Summary Adjustments:**

**Line 14: Adjustment to compute total available:**

**ADD:**           \$1817.89       Prior year overdraw return showing as a negative in IDIS PRO3  
**HUD** activity 950, which lowered the amount of expenses by  
this amount – see line 11 financial summary shows 906,817.34.  
Actual expenses for this section \$908,645.23 (page 3).

## **Financial Summary Attachment and LOCCS Reconciliation**

### **A. Program Income Received**

Program income received during the year resulted from housing loan proceeds and sales proceeds from the sale of W.18<sup>th</sup>/Sims Street project. These proceeds resulted in program income totaling \$83,578.40 (see financial summary adjustments for details on program income). This program income is used to offset housing expenditures, including program delivery expenditures.

### **Prior Period Adjustments**

**See attached.**

### **B. Loans and Other Reconciliation**

There were no floating loan activities during year. See the Financial Summary information in the narrative for detail on loan balances.

### **C. LOCCS Reconciliation**

Unexpended Balance of CDBG funds	<b>\$622,110.83</b>
LOCCS Balance 9/30/2017	\$
Cash on Hand:	
Grantee Program Account	\$ 0.00
Sub recipients Program Accounts	\$ 0.00
Revolving Fund Cash Balances	\$ 0.00
Section 108 Cash Balances	\$ 0.00
(PI for program year received not drawn till last draw after 9/30/2017	1804.79
Cash on hand at 9/30/2017	1804.79**
Year-end draw (grant and program income)	\$ 242,121.20
<b>Ending balance for 2016/2017</b>	<b>\$ 381,794.42</b>

### **D. Un-programmed Project Funds Calculation**

Amount of funds available during the Reporting period	\$1,449,716.35
Income expected but not yet realized**	\$ 0.00
Subtotal	\$1,449,716.35
Less total budgeted amount	\$1,449,716.35
Un-programmed Balance	\$ 0.00

\*This amount should reflect any income considered as a resource in the action plan (and any amendments) for the period covered by this report, as well as that identified in prior action. Plans/final statements (including any amendments), that was expected to be received by the end of the reporting period but had not yet been received; e.g. program income. NOTE: Amount shown includes program income.

\*\* Program income received and used after 9/30/2017 in last draw for 2016/2017 program year. IDIS Report PR09 shows \$20,153.16 for the total program income for 2016, which is incorrect. The system automatically put the program income received in the current program year.

## **Program Evaluation and Assessment of Goals**

The program has made considerable progress toward meeting its priority annual goals and 5 Year goals. These goals are constantly evaluated to maintain the highest standards possible in providing public benefits. Summaries of Specific Annual Objectives are found in IDIS reports PR03, PR06 and PR23, PR83, PR84 (for CDBG) and PR85 (for HOME), found earlier in this report.

### **Housing**

#### **Accomplishments:**

- ◆ Rehabilitation/reconstruction was underway and/or completed using CDBG and HOME funds on 76 private, owner occupied, and residential structures (reconstructions included CDBG 992 and 994, and HUD HOME activities 951, 973, 980 and 996) with 3 reconstruction projects completed during this reporting period (HUD activities 951, 973, 980 and 992/CDBG) and two projects underway but not completed (HUD activity 994/CDBG and 996/HOME). Minor repair project activities are 961 and 983, with a total of 70 minor repair projects completed. A total of \$722,564.68 (includes \$550,378.70 in CDBG/HUD activities 913, 935,888,757,758, & 950 and \$320,989.75 of HOME funds/HUD activities 922, 930, 946, 951, 928, 929) was used in this reporting period for both the rehabilitation/reconstruction and minor repair projects to decrease the substandard housing in the City. All 70 recipients for completed projects were low and moderate-income homeowners (100%), with 23 households (0-30% income), 244 households (31-50%), and 23 households (51-80%).
- ◆ Additionally, 20 demolitions of dilapidated, vacant structures were completed by the City (using non-federal, local funds,) to eliminate slum and blight influences and/or to provide additional affordable housing opportunities. Over 22 other dilapidated structures were demolished by owners, using private funds, in response to Building Standards Commission notices and orders.
- ◆ 11 households received down payment assistance to purchase homes, with CDBG/HOME funds (medium priority) with a goal of assisting 10 households, all HOME funds (Specific demographics in HOME Activities Summaries). Households represented were all low and moderate income with 0 households (0-30% income), 2 household (31-50%), and 9 households (51-80). HUD activities for HOME were 979, 977, 995, 997, and 1000 and for 985, 991, 992, 993, 998 and 1000.
- ◆ Although no specific goal was outlined in the 2010 Consolidated Action Plan for financial assistance to developers, the 2010-14 5-Year Consolidated Plans' goal is to provide technical assistance to one developer on a bi-annual basis to encourage new construction of owner occupied homes. Technical assistance was provided several potential developers of affordable housing, including, but not limited to the City of Bryan's CHDOs and the Bryan-College Station Habitat for Humanity. Community Development staff also assisted Bryan Housing Authority by providing access to home buyer seminars, and reviewed their 5-Year Plan and Annual Plan for consistency with the City's 5-Year Consolidated Plan.
- ◆ In this period, Habitat began and/or completed 12 affordable homes for very low-income families. They had over 10,000 volunteer hours provided by over 1,000 volunteers. The City provided technical assistance to Habitat during this period.

- ◆ The City, through the Brazos Valley Coalition for the Homeless, worked with housing agencies and providers to develop a continuum of care plan for the homeless. During the months of October 1, 2016 through September 30, 2017, the Coalition held committee meetings every other month for committee meetings and held several additional at-large meetings. The City also provided technical assistance to the BVCH Continuum of Care grant applications for new and renewal grant applications. The City assisted Twin City Mission in their renewals for Continuum of Care funds and CDBG funding was made available to TCM by College Station through a request for proposal process with the Bryan – College Station Joint Relief Funding Review Committee process. This award assisted 682 clients through the Mission’s Bridge program.
- ◆ City staff provided technical assistance by offering opportunities for homebuyer counseling through seminars and one-on-one counseling to approximately 11 individuals. The training included information on a variety of topics, to include budgeting, credit counseling, mortgages, and managing finances.
- ◆ The City developed and submitted the 2017 Annual Action Plan, through the E-Con system of IDIS. Numerous public meetings, hearings, consultations, surveys were conducted through the year to support the goals and objectives of the new plan and annual action plan
- ◆ Provided technical assistance to agencies that provide housing and supportive services to special needs population such as Elder-Aid, MHMR, Twin City Mission, The Haven, Brazos Valley Council of Governments, etc. and through the efforts of the Brazos Valley Homeless Coalition and other identified committees. A new housing coalition was established with several local nonprofits, the city of Bryan and College Station collaborating to seek additional opportunities to increase affordable housing and maintain housing that needs repairs for primarily low/moderate income households.
- ◆ Reviewed the Bryan Housing Authority’s Annual Plan for consistency with the City’s 5-Year Plan.
- ◆ Provided technical and/or funding assistance to 3 developers of affordable owner and rental housing units (non-profit developers Habitat, ElderAid and the Brazos County Housing Coalition and 9 other private developers.
- ◆ Approximately 67% of all CDBG expenditures were on Housing activities, 15% on PSA activities and 18% on Administration (see Distribution Charts following).
- ◆ Approximately 94% of all HOME expenditures were on Housing activities (includes CHDO project expenditures).
- ◆ The needs of low-income renters with severe cost burdens, involuntarily displaced individuals or persons with accessibility and/or disability limitations are met by the City’s collaborative partners including, but not limited to: Bryan Housing Authority, Twin City Mission, Brazos Valley Council of Governments Section 8, Elder-Aid and MHHR.
- ◆ Worked with internal city departments to coordinate efforts for the Housing Infill program to create impact on older (low/moderate income areas) neighborhoods including Executive, Planning, Neighborhood Services, Engineering, Transportation Development Services, Public Works, Special Projects, Economic Development, Legal, and Building Inspections. Developed and provided a presentation on the availability and affordability of housing in Bryan to 3 City boards and the City Council.
- ◆ Coordinated efforts for construction of three new affordable single-family units (to be owner occupied) (general funds) potentially for low/moderate income eligible households.
- ◆ Completed one CHDO project through contract with Elder-Aid that provided one new affordable rental units for elderly (HUD activity 978).

## Next Priorities:

- ◆ Address Homeless Special Needs Priorities through technical assistance to agencies, providers and developers who address these needs including: homeless, elderly, PHA residents, disabled, HIV/Aids, and substance abuse.
- ◆ Continue to re-evaluate applicant eligibility requirements for housing programs.
- ◆ Continue to re-evaluate housing programs, policies and procedures to determine how better to utilize efficiently available funds in making an impact within the City limits of Bryan to improve housing conditions.
- ◆ Provide funding to a minimum of 18 homeowners to improve housing stock for both minor and major rehabilitation/reconstruction projects including 3 major reconstructions in the 2017/2018 year.
- ◆ Provide homebuyers counseling and down payment assistance to a minimum of 10 eligible citizens.
- ◆ Provide technical assistance to developer for rental property.
- ◆ Provide for the funding of at least one CHDO project (utilizing 2016 and 2017 HOME CHDO funds).
- ◆ Work with internal city departments to coordinate efforts for the Housing Infill Program for housing, streets, parks, water/sewer, and building inspections to increase housing stock by coordinating infrastructure improvements and lowering fees for impact area projects.
- ◆ Work with and provide technical assistance to the inter-local Brazos County Housing Coalition to encourage affordable housing development and the preservation of existing affordable housing through coordination of rehabilitation and repair resources.
- ◆ Provide technical assistance to the Housing Infill Housing Committee for long-term plan to address housing and social service issues.
- ◆ As opportunities arise, provide for volunteer demolition assistance to remove vacate dilapidated houses.
- ◆ Provide volunteer acquisition opportunities for properties that are located in low and moderate-income areas to encourage redevelopment, if funding available.
- ◆ Provide technical assistance to a minimum of 2 housing developers to encourage housing developments in low/moderate income areas or for low/moderate income individuals/families.
- ◆ Service the City's CDBG and HOME loan portfolios to ensure loans are performing appropriately, with loan proceeds reinvested into affordable housing activities.
- ◆ Provide technical assistance to a minimum of two housing related community committees/coalitions including Brazos County Housing Coalition and Brazos Valley Coalition for the Homeless.
- ◆ Continue to work with other City Departments, City Council, Board Committees and the general public to provide programs within the HUD guidelines as well as the City's strategic plan and City Council initiatives.
- ◆ Assist the Brazos Valley Coalition for the Homeless agencies in their applications for the HUD Continuum of Care Grant and similar federal grants and/or foundations.
- ◆ Provide public hearings and open meetings to continue to re-examine barriers to affordable housing and to evaluate CDBG and HOME programs.
- ◆ Continue to work with organizations, which provide housing and supportive services to special needs populations.
- ◆ As needed, update the 5-Year Consolidated Plan Housing Analysis including housing conditions and Analysis of Impediments.
- ◆ Prepare and administer action steps in a Fair Housing Narrative Statement to complement the City Analysis of Impediments and begin planning of the Affirmatively Further Fair Housing Plan (AFFH).
- ◆ Provided technical assistance to Twin City Mission, Project Unity, and MHMR who provided housing and supportive services to special needs populations including the homeless.
- ◆ Review Bryan Housing Authority's annual plans for consistency with the City's 5-Year Plan.

## **Public Facilities and Code Enforcement**

### **Accomplishments:**

- ◆ Public Facilities – currently there are not funded public facility projects. Annually a Request for Applications is held. Submitted public facility projects are reviewed, ranked and scored by Community Development’s Advisory Committee. Recommendations for award are made by the Committee, which is included in the Annual Action Plan for approval by City Council, before the action plan is submitted to HUD.
- ◆ Code Enforcement (not funded) - During this reporting period (Oct. 1, 2016 - Sept. 30, 2017), activities included approximately 3,943 code enforcement actions were undertaken. Also, 20 demolitions of dilapidated, vacant structures were completed by the City (using non-federal, local funds,) to eliminate slum and blight influences and/or to provide additional affordable housing opportunities. Approximately 22 other dilapidated structures were repaired or demolished by owners, using private funds, in response to City of Bryan ordinances. Community Development works closely with Code Enforcement and Building Standards for assistance to eligible families for housing repairs and/or demolition of vacated abandoned dilapidated properties.

### **Next Priorities:**

- ◆ Continue providing an annual application process for public facility eligible projects.
- ◆ Continue monitoring the Project Unity Community Center, which is located in a low to moderate-income area, with a defined service boundary area.
- ◆ Continue with providing technical assistance on infrastructure to developers to increase and improve the quality of life in low and moderate-income areas (medium priority).
- ◆ Provide public hearings and open meetings to continue to re-examine barriers to affordable housing and to evaluate CDBG and HOME programs.
- ◆ Provide public hearings and public meetings to, as needed, update the 5-Year Consolidated Plan for infrastructure and public facility concerns.
- ◆ Continue providing technical assistance to non-profit agencies that may need public facility improvements to provide needed health and human services in the community.
- ◆ Provide technical assistance to Code Enforcement for repairs and volunteer demolition activities to promote a suitable living environment locally.
- ◆ Continue providing Fair Housing Education and monitoring of impediments to Fair Housing locally.
- ◆ Provide to the public through public meetings, including City Council meetings, information regarding the planning process for CDBG/HOME and availability of funds through application and/or RFP process.

## **Economic Development**

### **Accomplishments:**

- ◆ The City and other partnering agencies provided workshops, seminars and individual counseling on economic development loan programs and other local economic assistance programs such as the City’s Economic Development Office, the Brazos Valley Council of Governments, and the Brazos Valley

Small Business Development Center, to assist business owners with business plan development and financing of business expansions and start-ups.

- ◆ The Brazos Valley Small Business Development Center (SBDC) reported the following economic development assistance accomplishments for the Brazos Valley Office: SB seminars held - 14; seminar attendees - approx. 105; clients counseled – 368; new clients assisted – 163; new business start-ups – 27; jobs created – 136; new capital - \$9,626,042.
- ◆ City staff provided technical assistance to Downtown business owners regarding improvements to their buildings.
- ◆ Staff coordinated the City’s Bank on Brazos Valley program providing a partnership for local financial institutions, Brazos Valley Council of Government, United Way, financial related nonprofits and the City of College Station to provide financial literacy, financial management and low/no fee bank accounts to strengthen and encourage financial stability of families. Approximately 20 outreach workshops, seminars and coaching sessions were held in the year.
- ◆ The City, through its 5-Year Consolidated Plan and Annual Action Plan (CAAP), continues with needs assessments from consultations, public hearings, public meetings, and other available information.

#### **Next Priorities:**

- ◆ Continue with marketing strategy to provide information on economic development activities loan programs.
- ◆ Continue to work with other City Departments to develop strategy for the Downtown area to assist in Economic Development.
- ◆ Provide technical assistance or funding to downtown business owners for the façade program and building improvements program and seek other available resources for downtown business owners (non-grant, general fund support).
- ◆ Continue to train staff by providing Economic Development training through seminars and workshops and provide education and training through Bank on Brazos Valley (non-grant, general fund support).
- ◆ Continue to provide technical assistance to other entities that provide counseling to potential business owners and existing business owners to begin or improve their businesses (city Economic Development Office – general fund support).

#### **Public Services**

**Social Service Coordination:** Bryan and College Station, Texas, both entitlement communities, jointly operated the Joint Relief Funding Review Committee whose task it was to review all CDBG public service funding applications for the two cities and provide the respective city councils with recommendations for use of the funds. This activity eliminates duplicated requests and provides a quality review of needs and resources for the larger Bryan-College Station community. Two CDBG application workshops were held and several workshops for CDBG recipient’s Board of Directors members during Board meetings throughout the year. The JRFRC is tasked with funding up to 12 agencies annually.



**Accomplishments:**

- ◆ In the 2016-2017 program year, provided for funding of a minimum of 5 public service agency programs to increase access to services and providing opportunity through a RFP for submission of proposals for public service agencies.
- ◆ Of the 5 agency programs funded by the City of Bryan a total of approximately \$1,321,023 in other private, state and federal funds was reported as leveraged funding.
- ◆ Provided for citizen's input through 5 public hearings at 2 separate CDAC meetings and 18 other regularly held public meetings of the CDAC (10) and JRFRC (8) meetings.
- ◆ Provided for the 2017/2018 funding process in collaboration with the City of College Station with a goal of 12 funded programs. Provided funding for 9 programs (all that applied) between Bryan and College Station (1 jointly funded).

**These agencies were funded by the City of Bryan in this reporting period and met the objective category of suitable living environment and outcome category of availability/accessibility.**

**Bryan Parks and Recreation Summer Camp Program (interdepartmental funding -** The program served 561 unduplicated clients during the program year.

**Mental Health Mental Retardation Mary Lake Program -** The program served 58 unduplicated clients. During the program year.

**Brazos Maternal and Child Health Clinic Program -** The program served 622 unduplicated clients during the program year.

**Voices for Children-** The program served 217 unduplicated clients during the program year.

- ◆ CD staff provided technical assistance to public service agencies by providing 2 workshops, Pre-application and Post Award. Also provided Board Orientation Workshops at one Board meeting for each agency. Provided grant-seeking assistance to those agencies as requested.
- ◆ CD staff provided technical assistance to the educational, information and referral, public relations, etc. committees through Project Unity to over 80 non-profits.
- ◆ CD staff provided technical assistance to the Information and Referral Committee, a committee composed of Cities, United Way, and several non-profit agencies to revise the information and referral process in the seven county regions.
- ◆ CD staff provided technical assistance to the Community Foundation, by serving on its Grants Committee to allocate funds to local non-profits.
- ◆ The City provided staff assistance to the Joint Relief Funding Review Process, a combined effort by the City of Bryan and College Station to provide a consistent process for local non-profits to apply for public service funding and to continually provide self-evaluation.
- ◆ CD staff provided technical assistance to United Way by Chairing the Community Impact Financial Stability Committee, and Co-Chairing the City's United Way Committee providing information concerning the funding process for United Way agencies to City employees, and by assisting with the City's United Way Employee Campaign.
- ◆ CD staff attended various HUD related training, including the National Community Development Association Regional Conference.

## Next priorities:

- ◆ Continue with the Joint Relief Funding Review process to ensure compliance with Federal regulations and to improve collaboration and efficiency between both Bryan and College Station and non-profit agencies.
- ◆ Monitor all CDBG sub-recipients for the program year for compliance and to improve collaboration and communications.
- ◆ Provide technical assistance seminars as needed for non-profit agencies as needed.
- ◆ Continue to re-evaluate fund raising and grant writing opportunities with non-profits.
- ◆ Attend Board meetings (one minimum) of funded public service agencies.
- ◆ Continue providing technical assistance to non-profits by serving on committees for health and social service needs.
- ◆ Provide funds and monitoring for the following programs of the Non-Housing Community Development Priorities of Bryan's 2015/2019 Consolidated Plan (Outcome objective codes: suitable living environment, availability/accessibility):

Bryan Parks and Recreation Summer Camp Program- (\$35,000) for eligible expenses for a summer recreational camp. This program provides educational, social, and recreational activities.

Family Promise of Bryan-College Station, Family Support Services Program - (\$21201.00) for eligible operating expenses for the Family Support Services Program. This program will extend case management services following housing placement for their homeless clients.

Twin City Mission the Bridge (\$25,173.00) – provide for eligible salary and salary and benefits for case manager providing goal planning and other support services to include assistance with identification, prescriptions, clothing, education, and other services. The program will serve an estimated 600 unduplicated clients. CDBG represents 3% of this activity's budget.

Catholic Charities Financial Stability Program. (\$22,560.00) – Provides for eligible expenses (salaries and benefits, rent, utilities, etc.). The program assists clients with rent and utility assistance, case management, referrals and education. The program will serve an estimated 340 unduplicated clients. CDBG represents approximately 13% of this activity's budget.

Brazos Valley Rehabilitation Center, Counseling and Case Management Program. (\$24,347.00) - Provides for eligible expenses of social worker contract hours and travel/mileage expenses

## Summary:

Overall, the City of Bryan substantially met or exceeded goals as defined in the 2016 Annual Action Plan within the timeliness as required. At the end of the fiscal year there was a remaining balance of \$381,794.42 in CDBG funds and \$420,548.70 (includes unused program income at yearend of \$54,836.77) in HOME funds. All Public Service Agency goals were met through the City's Joint Relief Funding Review Committee and local non-profit agency efforts. Housing goals exceeded expectations for PY2016 (20 minor repairs planned – 70 completed and 4 major reconstructions completed. There were 11 down payment closings with a goal of 10. Additionally, two more reconstructions were under way at year-end.

There were no Public Facility activities funded with CDBG and no Section 108 projects.

Efforts are made throughout the year to continue to re-evaluate the City's 5-Year Consolidated Plan's goals and objectives as well as the Annual Action Plan by working with local entities, both public and private, to assess the impact of identified needs. In the 2016 program year, while preparing the 2017 Annual Action Plan, all housing data was reviewed and updated, including fair housing; public service needs assessments were updated, public hearings and public meetings were held in conjunction with the Community Development Advisory Committee (CDAC), and Joint Relief Funding Review Committee (JRFRC). City staff meets quarterly with Project Unity, a local non-profit with approximately 80 members from community service providers as part of this process. City staff, through the CDAC board, offers public meetings as part of its Citizen's Participation Plan.

**Annual HOME Program Performance Report**  
**Program Year 2016**

**A. Overview**

The City of Bryan received \$272,717.00 in HOME funds in 2016 to support housing activities as identified in the 2015-2019 Consolidated Plan and 2016 action plan and \$142,130.77 in current program income, including additional recaptured funds not anticipated for the program year. The chart attached indicates housing loan status.

**HOME funds Available:** remaining from the prior program year (after payables drawn after year-end) and the 2016 funds were as follows: **CHDO** funds 2016 (\$40,907.55); **Housing Assistance** 2014, (\$27,359.76), 2015 (\$29,538.86) and 2016 (\$123,346.82). **Down Payment Assistance** remaining funds 2015 (\$59,558.94) and 2016 (\$85,000.00). 2016 HOME administrative remaining funds of \$ 3,809.07 transferred to 2016 Housing Assistance. Prior year ending balance \$377,796.83; current reporting year grant amount was \$272,717.00, and \$142,130.77 program income (\$49,128.08 from loan payments was receipted after year-end. There was \$24,905.31 remaining balance and \$29,931.46 balance from recaptured funds), providing for \$792,644.60 available funds for 2016 expenditures.

**Program year 2016 HOME funds spent:** \$372,095.90 was expended for HOME projects and Administrative costs. in the following amounts: **2015 Home Buyer's Assistance** \$32,629.69; **CHDO 2014** \$45,408.60 and 2015 **CHDO 15** \$39,339.30. **2016 HOME Administrative** funds spent were \$23,462.63 with remaining funds of \$3,809.07 transferred to 2016 Housing Assistance Program. The 2014 **Housing Assistance funds** spent was \$123,115.98 with a remaining balance is \$27,359.76. The 2015 Housing Assistance Program funds spent was \$108,139.70 with remaining funds of \$29,538.86. No **2016 Housing Assistance Program funds** were spent leaving a balance of \$123,346.82 remaining. There were 5 down payment assistance that had closings and were completed at year-end. There were four major reconstructions activities during the year (HUD activities 951, 973, 980 and 996) with three completed at year-end (HUD activities 951, 973, and 980). Total expenditures, including program income \$4,876.00 recaptured and \$82,419.00 housing loan repayments, was \$372,095.90 with an ending balance of \$365,711.93 in grant funds and \$24,905.31 loan program income and \$29,931.46 recaptured funds. For more detail, see Summary of Activities – Grantee Performance.

**B. Match Requirements**

Due to a HUD issued 100% waiver on HOME match requirements, the City of Bryan is not required to provide a local match for HOME expenditures associated with the 2016 program year. The City was also granted a 100% match waiver in previous years. While HOME match is not required, the City ensures continued affordability and local participation through a variety of means, including: waivers of building permit fees on CDBG and HOME funded projects, general fund match for program delivery, sweat equity for CHDO or rehabilitation housing projects, direct homebuyer counseling provided by City funded staff and down payment and closing cost assistance to HOME eligible participants using City funds.

**C. Affirmative Marketing**

No Community Development Block Grant Funds or HOME funds were used for rehabilitation of multi-family rental projects this past year. The Community Development Services Department provides technical support for private developers who provide rental rehabilitation for either multi-housing or single family units. Owners of rental properties are provided with the names and phone numbers of program contacts at the Brazos Valley Council of Governments, the local administrator of Section-8 Housing vouchers and certificates, to market to qualifying tenants. Also, when potential tenants contact the Community

Development Office, they are provided with names and phone numbers of rental rehabilitation assistance providers and property owners.

During the 2016 program year, considerable staff effort continued with marketing of the homebuyer's program. Staff works with local mortgage lenders, real estate agents, title companies and other housing agencies to provide program information and requirements. Staff also participated in various public events and housing fairs and spoke to a number of employee groups about CDBG and HOME funded housing programs. Staff supported efforts by the Brazos Valley Council of Governments (BVCOG) and Brazos Valley Affordable Housing Corporation (BVAHC) programs to provide down payment assistance. Staff provides extensive homebuyer counseling to homebuyer applicants and refers clients to Texas A&M University's AgriLife Extension Service for online homebuyer education and certification. Detailed information on homebuyer demographics is found in the HOME Activities Summaries.

Community Development Staff continues to provide information to other city departments concerning housing and related service programs available community wide to low and moderate-income citizens. Results have been increased referrals through this marketing.

#### **D. Minority Outreach**

Community Development staff, through their minority outreach marketing plan, reached out to and promoted participation in Bryan's programs by minority, female, and historically underutilized businesses:

- All projects over \$15,000 are advertised through the Bryan-College Station Eagle, a daily newspaper, and project plans are made available to all contractors through the Contractor's Bid Room and City of Bryan's Purchasing Department website.
- All contractors listed in the yellow pages of the local phone directory under general and remodeling contractors, have been contacted by staff and invited to pick up bid packages and contractor qualification documents.
- Per City policy, on all purchases exceeding \$3,000, a minority contractor is contacted and invited to bid the item or service. The City's purchasing Department maintains a list of HUBs for this purpose.
- Staff participates in the local homebuilders and purchasing associations, providing information about contracting opportunities with the City.

**HOME Activities Summaries– Grantee Performance Report**  
**2016 HOME Program**

**Activity Name and Description:**

**HOME OWNER REHABILITATION ASSISTANCE/RECONSTRUCTIONS**

Homes occupied by low-income owners (80% and less of median income) are improved to meet City Building Code requirements and Section 8 Housing Quality Standards. Improvements include, but are not limited to, plumbing, electrical, and structural work. Projects are completed within 18 months. Funds may be used to provide owner-occupants of dilapidated housing with technical assistance and/or closing costs when they are eligible for and able to obtain private market financing for home repair or construction of replacement housing. Funds will also be used to provide for clearance and onsite reconstruction of owner occupied single-family dwellings, which are dilapidated and cannot be cost effectively rehabilitated. Funds will also be used to support staffing and operational cost of this program.

**Activity Name and Description:**

**HOMEBUYERS ASSISTANCE**

This program provides eligible homebuyers (80% and less of median income) with deferred loans for down-payment and/or closing costs. A maximum of \$7,500 in assistance will be made available for each household for down payment assistance. Additional amounts may be provided to clients who are eligible for down payment assistance in areas where a private developer has an agreement with the City to provide additional down payment assistance funds for new homes built by the developer. Expected completion is 12 months.

- **Activity: 2015 Down Payment Assistance**

**Date Initiated Fund: 10/1/2014**

**National Objective: Provide Housing for Low and Moderate Income Families**

**Activity Code: UNDERWAY**

Accomplishments/Status: Homebuyers (HUD) activities- no funded activities with 2015 funds due to a balance remaining in prior year's funds. Staff works to qualify eligible households and provides counseling on home buying to potential clients. Demographics include HUD activity 977 (69% LMI), 979, (69% LMI), 995 (58% LMI), 997 (73 % LMI), and 1000 (75% LMI).

**Budgeted: \$85,000.00 + \$7,188.63**

**Expended: \$ 25,441.06 + \$7,188.63**

**Balance: \$ 59,558.94**

**COMMUNITY HOUSING DEVELOPMENT ORGANIZATION:** Funds will be made available to certified Community Housing Development Organizations (CHDO) for the development, rehabilitation or acquisition of affordable housing units. Elder-Aid, Embrace and No Limits are non-profit organizations that have applied for and received CHDO status.

- **Activity: 2014 CHDO**

**National objective: Provide housing for Low and Moderate-income families.**

**Activity Code: OPEN**

This project potentially addresses items 1-5 of the Affordable Housing Plan of Bryan's Consolidated Plan with eligible CHDO's targeted. To fund CHDO(s) for eligible operating costs including, but not limited to training for lead base paint certification. CHDO will provide low-income housing activities including rehabilitation and/or new construction. A request for proposal was made available and Elder –Aid, a certified CHDO was awarded. One single-family elderly

rental was built in the 16/17 program year. HUD activity 978, combined funds from 2014 and 2015 and completed rental property was rented to one single elderly household (30-50& LMI).

**Budgeted:** \$ 45,408.60

**Expended:** \$ 45,408.60

**Balance:** \$0.00

- **Expend Activity: 2015 CHDO**

**National objective: Provide housing for Low and Moderate-income families.**

**Activity Code: CLOSED**

This project addresses items 1-5 of the Affordable Housing Plan of Bryan's Consolidated Plan with eligible CHDO has targeted. To fund CHDO(s) for eligible operating costs including, but not limited to training for lead base paint certification. CHDO will provide low-income housing activities including rehabilitation and/or new construction. A request for proposal was made available in the 2015/2016 year utilizing 2014 and 2015 CHDO funds and awarded to Elder-Aid for both year's CHDO funds (HUD activity 978). This project was completed (also see 2014 CHDO above).

**Budgeted:** \$39,339.30

**Expended:** \$39,339.30

**Balance:** \$ 0.00

- **Expend Activity: 2016 CHDO**

**National objective: Provide housing for Low and Moderate-income families.**

**Activity Code: OPEN**

This project addresses items 1-5 of the Affordable Housing Plan of Bryan's Consolidated Plan with eligible CHDO has targeted. To fund CHDO(s) for eligible operating costs including, but not limited to training for lead base paint certification. CHDO will provide low-income housing activities including rehabilitation and/or new construction. A request for proposal was made available in the 2015/2016 year utilizing 2014 and 2015 CHDO funds and awarded to Elder-Aid for both year's CHDO funds (HUD activity 978). This project was completed (also see 2014 CHDO above).

**Budgeted:** \$40,907.55

**Expended:** \$ 0.00

**Balance:** \$ 40,907.55

**Activity Name and Description:**

**HOUSING ASSISTANCE PROGRAMS: HOME OWNER REHABILITATION ASSISTANCE/RECONSTRUCTIONS, and HOUSING DEVELOPMENTS**

Homes occupied by low-income owners (80% and less of median income) are improved to meet City Building Code requirements and Section 8 Housing Quality Standards. Improvements include, but are not limited to, plumbing, electrical, and structural work. Projects are completed within 18 months. Funds may be used to provide owner-occupants of dilapidated housing with technical assistance and/or closing costs when they are eligible for and able to obtain private market financing for home repair or construction of replacement housing. Funds will also be used to provide for clearance and onsite reconstruction of owner occupied single-family dwellings, which are so dilapidated that they cannot be cost effectively rehabilitated. Funds will also be used to support staffing and operational cost of this program. Funds are also used to assist private and nonprofit housing developers to provide new construction for owner occupied homes or for rental property for low and moderate income households.

- Activity #: 2014 HOME - Home Owner Assistance**  
**Date initiated funded: 10/1/2014**  
**National Objective: Provide Housing for Low and Moderate Income Families**  
**Projects are: UNDERWAY**  
Accomplishments/Status: Staff continually reviews applications for eligible homeowner rehabilitation/reconstruction assistance through-out the year, as well as issue Request for Proposals for housing developments as funding allows. Funds have been fully allocated with HUD activity 951, household LMI 60-80% (407 W. 18<sup>th</sup> street) and 973, LMI 60-80% (1012 Hall) major reconstructions completed; HUD activity 996 incomplete at year end (1218 Henderson) with household LMI 30-50%.

**Budgeted: \$ 95,473.52 + \$55,002.22**  
**Expended: \$ 68,113.76 + \$55,002.22 (PI-including recaptured funds) –HUD 951, 973, 996**  
**Balance: \$ 27,359.76**
- Activity #: 2015 HOME - Home Owner Assistance**  
**Date initiated funded: 10/1/2015**  
**National Objective: Provide Housing for Low and Moderate Income Families**  
**Projects are: UNDERWAY**  
Accomplishments/Status: Staff continually reviews applications for eligible homeowner rehabilitation/reconstruction assistance throughout the year, as well as issue Request for Proposals for housing developments as funding allows. Two major reconstructions funded from 2015 funds including HUD activity 980 (27% LMI) completed and HUD activity 996, LMI 30-50% (incomplete at year-end).

**Budgeted: \$112,575.41+\$3,375.00+\$21,728.15**  
**Expended: \$83,036.55 + \$ 3,375.00+\$21,728.15**  
**Balance: \$29,538.86**
- Activity #: 2016 HOME - Home Owner Assistance**  
**Date initiated funded: 10/1/2016**  
**National Objective: Provide Housing for Low and Moderate Income Families**  
**Projects are: UNDERWAY**  
Accomplishments/Status: Staff continually reviews applications for eligible homeowner rehabilitation/reconstruction assistance throughout the year, as well as issue Request for Proposals for housing developments as funding allows.

**Budgeted: \$1129537.75+ transfer from administrative funds +3,809.07**  
**Expended: 0.00**  
**Balance: \$123,346.82**

**Activity Name and Description:**

**ADMINISTRATION**

This activity provides staff and related costs needed to carry out HOME activities. These activities include the application process, project development and Implementation, monitoring of project progress, labor standards compliance Activities, fiscal management, preparation of environmental reviews, and any Other program administration necessary to achieve the City's HOME program goals and objectives.

- Activity: 16-Administration**  
**Date initiated fund: 10/01/2016**



**Activity code: COMPLETE**

Accomplishments/status: Funds were used for staff support of HOME eligible activities.

The funded administrative activity is HUD activity

**Budgeted: \$27,271.70**

**Expended: \$23,462.63 Remaining balance transferred to 2016 Housing \$3,809.07**

**Balance: \$ 0.00**

**Remaining HOME Balances**

<b>Project/Activity</b>	<b>Prior Year Balances Before Expenditures</b>	<b>\$272,717.00 - current year grant (2016), before expenditures</b>	<b>Actual Expenditures (includes payables and used program income (PI))</b>	<b>HUD NO</b>	<b>Balance</b>
<b>Down Payment Assistance</b>					
Down Payment Assistance 2015	\$85,000.00		25,441.06 en + 7188.63 PI	976, 977, 979, 995, 997, 1000	59,558.94
Down Payment Assistance 2016		85,000.00			85,000.00
<b>CHDO</b>					
CHDO 2014	\$45,408.60		45408.60	978	0
CHDO 2015	\$39,339.30		39,339.30	978	0
CHDO 2016		40,907.55			40,907.55
<b>HOUSING ASSISTANCE</b>					
HOME Housing Assistance 2014	\$95,473.52		68,113.76 en + 22,215.80 PI 1,500.00 + 31,286.42 PI	973, 996	27,359.76
HOME Housing Assistance 2015	\$112,575.41		83,036.55 en + 3375.00 + 21,728.15 PI	980 996	29,538.86
HOME Housing Assistance 2016 + transfer adm. + 3,809.07		119,537.75			123,346.82
Administrative – 2016 transfer out to HA 2016 balance 3809.07		27,271.70	23,462.63		0.00
<b>Total Available funds Prior Year, Current Year and actual expenditures and ending balance</b>	<b>\$377,796.83</b>	<b>\$272,717.00</b>	<b>372,095.90</b>		<b>365,711.93 en</b>
<b>Unexpended program income</b>		24,905.31 + 29,931.46			<b>54,836.77 PI</b>
<b>Ending Balance</b>					<b>365,711.93 en + 54,836.77 PI</b>

**Financial Summary – HOME GPR**

Financial Summary Grantee Performance Report HOME Entitlement Program	U.S. Department of Housing and Urban Development Office of Community Planning & Development
---	--

1.Name of Grantee City of Bryan	2.Grant Number M 16 MC 480229	3.Report period From: 10/1/2016-9/30/2017
------------------------------------	----------------------------------	--

Part I: Summary of HOME Resources		
1. Unexpended HOME Funds at end of previous period		\$ 377,796.83
2. Entitlement Grant from HOME Grant		272,717.00
3. Program Income*		<u>142,130.77</u>
4. Total HOME Funds available for use during this report period		\$ 792,644.60

Part II: Summary of HOME Expenditures		
5. Total expended for HOME activities		\$ 348,633.27
6. Total expended for Planning & Administration		<u>\$ 23,462.63</u>
7. Total expenditures (line 5 plus line 6)		\$ 372,095.90
8. Unexpended balance (line 4 minus line 7) grant only		\$ 365,711.93
Unused program income		\$54,836.77

**\*Program Income Details:**

**Recaptured funds**  
 \$ 4,875.00 from Down Payment Assistance  
 29,931.46 from sale of home  
107,324.31 from housing loan payments  
 142,130.77

**Program Income Used for program year:**

142,130.77 Total  
 \$ -4875.00 Recaptured funds used  
-82,419.00 Loan proceeds (housing loan payments) used  
 \$52,836.77 Balance (\$24,905.31 from loan proceeds + \$29,931.46 sale of home)

**Revolving Loan Charts**

**HOME Loans Reported in CAPER / IDIS**

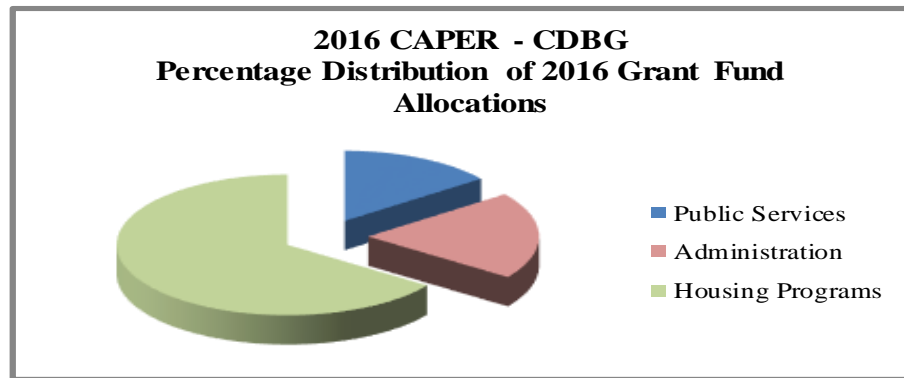
Loan	APR	Principal (Original)	Terms	Type Loan	Beginning Balance 10/1/16	Interest	Principal	Ending Balance 9/30/17
13536	3%	\$40,000.00	12/1-12/31	HOME	\$25,472.84	\$738.96	\$2,187.96	\$23,284.88
13526	3%	\$30,000.00	5/03-7/23	HOME	\$12,479.04	\$351.64	\$1,660.79	\$10,818.25
13659	3%	\$29,366.67	5/04-5/24	HOME	\$12,885.09	\$326.24	\$1,635.33	\$10,465.64
13527	3%	\$29,080.17	4/04-5/24	HOME	\$12,768.19	\$361.27	\$1,637.73	\$11,130.46
13658	3%	\$38,411.66	8/04-8/24	HOME	\$19,228.45	\$538.30	\$2,211.70	\$17,022.22
13540	3%	\$38,406.54	8/04-8/24	HOME	\$18,428.65	\$492.47	\$1,829.81	\$16,624.66
13529	3%	\$37,046.55	8/05-9/25	HOME	\$19,533.28	\$562.34	\$1,903.18	\$17,630.10
13660	3%	\$44,296.70	3/06-4/26	HOME	\$30,513.38	\$1,154.54	\$2,695.46	\$27,535.93
13662	3%	\$38,460.00	3/06-4/26	HOME	\$21,076.71	\$412.68	\$1,289.48	\$20,037.00
13538	3%	\$42,135.00	1/06-2/26	HOME	\$21,679.66	\$526.28	\$1,804.52	\$19,609.06
13539	3%	\$40,950.55	1/06-2/26	HOME	\$17,171.18	\$378.36	\$2,020.50	\$15,285.81
13530	3%	\$46,921.30	3/06-4/26	HOME	\$26,052.79	\$751.61	\$2,371.04	\$23,681.75
13531	3%	\$40,840.00	5/08-6/28	HOME	\$26,770.19	\$777.07	\$1,934.09	\$24,836.10
13532	3%	\$41,050.50	5/08-6/28	HOME	\$27,468.42	\$800.11	\$1,925.09	\$25,542.93
13583	3%	\$50,806.11	5/08-6/38	HOME	\$46,109.72	\$0.00	\$329.00	\$45,780.72
13533	0%	\$40,156.50	1/11-8/41	HOME	\$23,169.36	\$0.00	\$3,500.00	\$19,319.36
13663	3%	\$50,999.00	2/11-2/22	HOME	\$42,690.26	\$2,902.82	\$41,123.97	\$0.00
13517	0%	\$35,930.00	3/12-3/42	HOME	\$34,225.00	\$0.00	\$100.00	\$34,125.00
13557	0%	\$65,804.00	5/13-5/33	HOME	\$50,877.40	\$0.00	\$4,368.48	\$46,508.92
13664	3%	\$69,951.00	4/13-4/38	HOME	\$61,731.63	\$1,822.73	\$2,137.27	\$59,594.36
13675	0%	\$62,307.00	8/15-8/45	HOME	\$59,883.88	\$0.00	\$2,076.96	\$57,806.92
13686	3%	\$121,795.15	11/15-11/45	HOME	\$119,207.00	\$3,540.36	\$2,621.52	\$116,585.48
13704	0%	\$95,093.32	8/16-8/46	HOME	\$94,564.17	\$0.00	\$2,905.65	\$91,394.37
13705	0%	\$99,386.22	8/16-8/41	HOME	\$98,686.22	\$0.00	\$4,200.00	\$94,486.22
13731	0%	\$106,863.32	9/17-9/47	HOME	\$0.00	\$0.00	\$297.00	\$106,566.32
13732	0%	\$50,645.79	9/17-9/52	HOME	\$0.00	\$0.00	\$120.00	\$50,525.79
<b>Total</b>		<b>\$1,386,703.05</b>		<b>HOME</b>	<b>\$922,672.51</b>	<b>\$16,437.78</b>	<b>\$90,886.53</b>	<b>\$986,198.25</b>

**CDBG Housing Loans Reported in CAPER/IDIS**

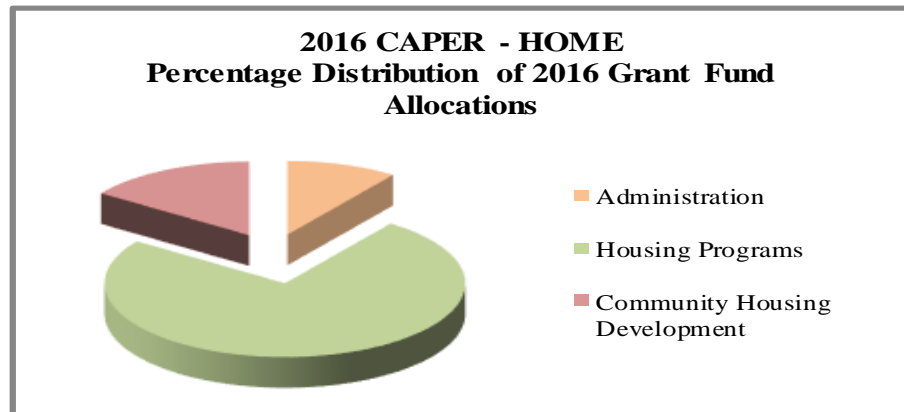
<b>Loan</b>	<b>APR</b>	<b>Principal (Original)</b>	<b>Terms</b>	<b>Type of Loan</b>	<b>Interest</b>	<b>Principal</b>	<b>Ending Balance</b>
13655	3%	\$27,240.00	9/09-7/39	CDBG Housing Loan	\$649.15	\$729.05	\$21,341.27
13535	2%	\$33,970.00	10/10-6/30	CDBG Housing Loan	\$538.15	\$1,189.61	\$26,252.33
13503	0%	\$44,553.00	3/12-3/42	CDBG Housing Loan	\$0.00	\$2,160.00	\$33,112.47
13509	3%	\$25,000.00	12/12-12/27	CDBG Housing Loan	\$548.92	\$1,177.58	\$19,181.82
13553	0%	\$68,924.00	4/13-4/43	CDBG Housing Loan	\$0.00	\$1,700.00	\$60,358.54
13657	2%	\$107,197.00	7/14-7/44	CDBG Housing Loan	\$1,332.96	\$1,467.04	\$99,729.72
13610	0%	\$56,920.00	8/14- 8/44	CDBG Housing Loan	\$0.00	\$1,897.32	\$50,911.82
13618	0%	\$66,182.00	9/14-9/44	CDBG Housing Loan	\$0.00	\$2,218.00	\$59,331.28
13696/ 13733	0%	\$9,500.00	4/16-4/21	CDBG Housing Loan	\$777.29	\$1,846.76	\$6,864.66
13706	0%	\$92,817.01	8/16-8/41	CDBG Housing Loan	\$0.00	\$3,715.12	\$88,483.11
<b>Total</b>		<b>\$532,303.01</b>			<b>\$3,846.47</b>	<b>\$18,100.48</b>	<b>\$465,567.02</b>

### 2016 CAPER Fund Distribution Charts

<b>CDBG Activities</b>	<b>Percentage Distribution</b>
Public Services	15%
Administration	20%
Housing Programs	65%
	<u>100%</u>

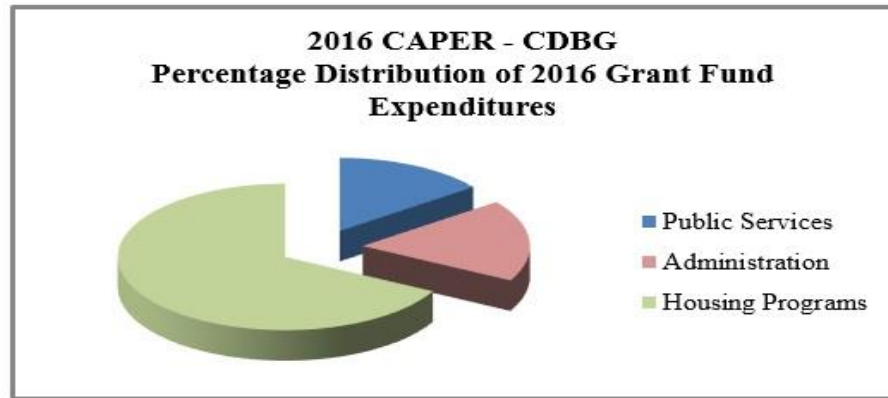


<b>HOME Activities</b>	<b>Percentage Distribution</b>
Administration	10%
Housing Programs	75%
Community Housing Development	15%
	<u>100%</u>

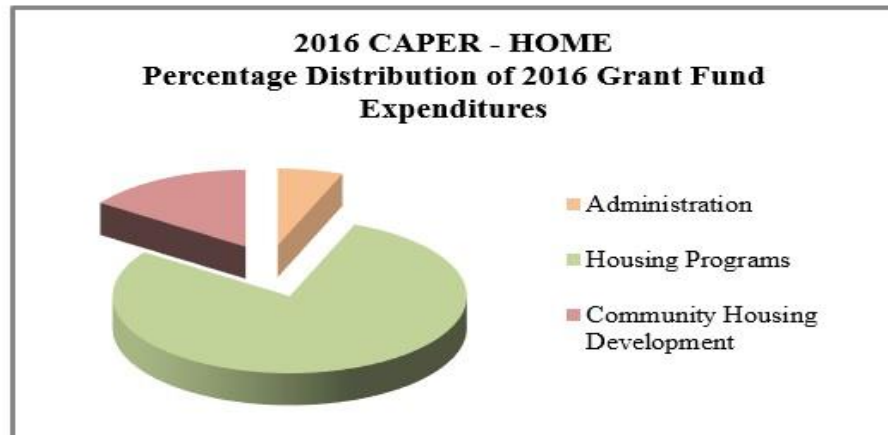


**2016 CAPER Expenditure Distribution Charts**

<b>CDBG Activities</b>	<b>Percentage Expenditures</b>
Public Services	15%
Administration	18%
Housing Programs	67%
	<u>100%</u>



<b>HOME Activities</b>	<b>Percentage Expenditures</b>
Administration	6%
Housing Programs	79%
Community Housing Development	15%
	<u>100%</u>



## Performance Measures

### Performance Measurement System - 2016 CAPER

**Grantee:** City of Bryan

Please select one of the following:

\_\_\_\_\_ The community is not using a local performance measurement system and does not intend to develop such a system.

\_\_\_\_\_ The community is not using a local performance measurement system, but intends to develop and implement such a system that includes some/all of the criteria listed below by \_\_\_\_\_ (*date*).

  **X**   The community is currently using a local performance measurement system. If yes, please check off the following items that are included in your performance measurement system and attach either a description of your system or a report from the system.

x Long-term (multi-year) goals/objectives

x Short-term (annual) goals/objectives

x Expected units of accomplishment upon completion of project/activity

x Actual units of accomplishment upon completion of project/activity

x Expected units of accomplishment during each program year of the project/activity

x Actual units of accomplishment during each program year of the project/activity

\_\_\_ Aggregation of actual units of program year accomplishments to short-term and long-term numeric goals/objectives

\_\_\_ Outputs resulting from HUD funding are shown separately

x One or more proposed outcome(s)

If so, which indicator is used? -See attached-

x One or more actual outcome(s)

If so, which indicator is used? -See attached-

*Please see Notice CPD-03-09 for more information.*



## **Mission Statement**

It shall be the mission of the Community Development Services Department of the City of Bryan to receive and administer Community Development Block Grant (CDBG) funds, Home Investment Partnership program (HOME) funds in accordance with guidelines published by the U. S. Department of Housing and Urban Development, and other appropriate funding sources for the benefit of the citizens of the City of Bryan to:

- Facilitate the development and preservation of affordable housing
- Encourage fair housing
- Promote neighborhood integrity and eliminate blighting influences
- Assist in providing public services and facilities for low and moderate income citizens, and
- Create economic opportunities in the community

## **Strategic Initiatives**

1. Expand the supply of decent, safe and affordable housing.
2. Reduce the isolation of income groups by decentralizing housing opportunities and expand home ownership.
3. Address needs of homeless through housing and supportive services by providing access to eligible programs.
4. Address special needs populations through housing and supportive services by providing access to eligible services.
5. Increase access to public services and public facilities as defined by HUD.
6. Increase economic development by providing eligible loan programs or access to services for low to moderate income individuals.
7. Increase economic development by providing eligible loan programs to eliminate slum/blight.

## **Fiscal Year 2016-17 Accomplishments**

1. Provided homebuyer counseling and down payment assistance to 11 eligible citizens using federal grant money with additional projects underway at year's end.
2. Provided technical assistance to 9 different private developers (7 for-profit and 2 non-profit) of affordable housing by new construction and rehabilitation activities.
3. Provide technical assistance through code enforcement actions resulting in approximately 3,943 cases to address clean up, and/or elimination of spot slum/blight.
4. Provided funding to 5 public service agency programs and technical assistance to approximately 11 agencies to increase access to services.
5. Provided housing assistance to 70 completed minor repair projects to address deficiencies and improve housing stock for low-income homeowners.
6. Provided housing assistance through major rehabilitation/reconstruction with 4 projects completed and other units in various stages of progress as of the publication of this report.
7. Provide staff technical support for a non-grant funded 4 lot affordable housing development. Site and bid preparation was underway in PY2016 with construction expected in PY2017.
8. Coordinated with and provided funding to one Community Housing Development Organization (CHDO) developed affordable, senior housing unit in partnership with ElderAid, a city certified city CHDO.
9. Provided for citizen input through 4 public hearings at 2 separate advisory committee meetings and held another 18 public meetings in conjunction with both the Community Development

Advisory Committee and the Joint Relief Funding Review Committee.

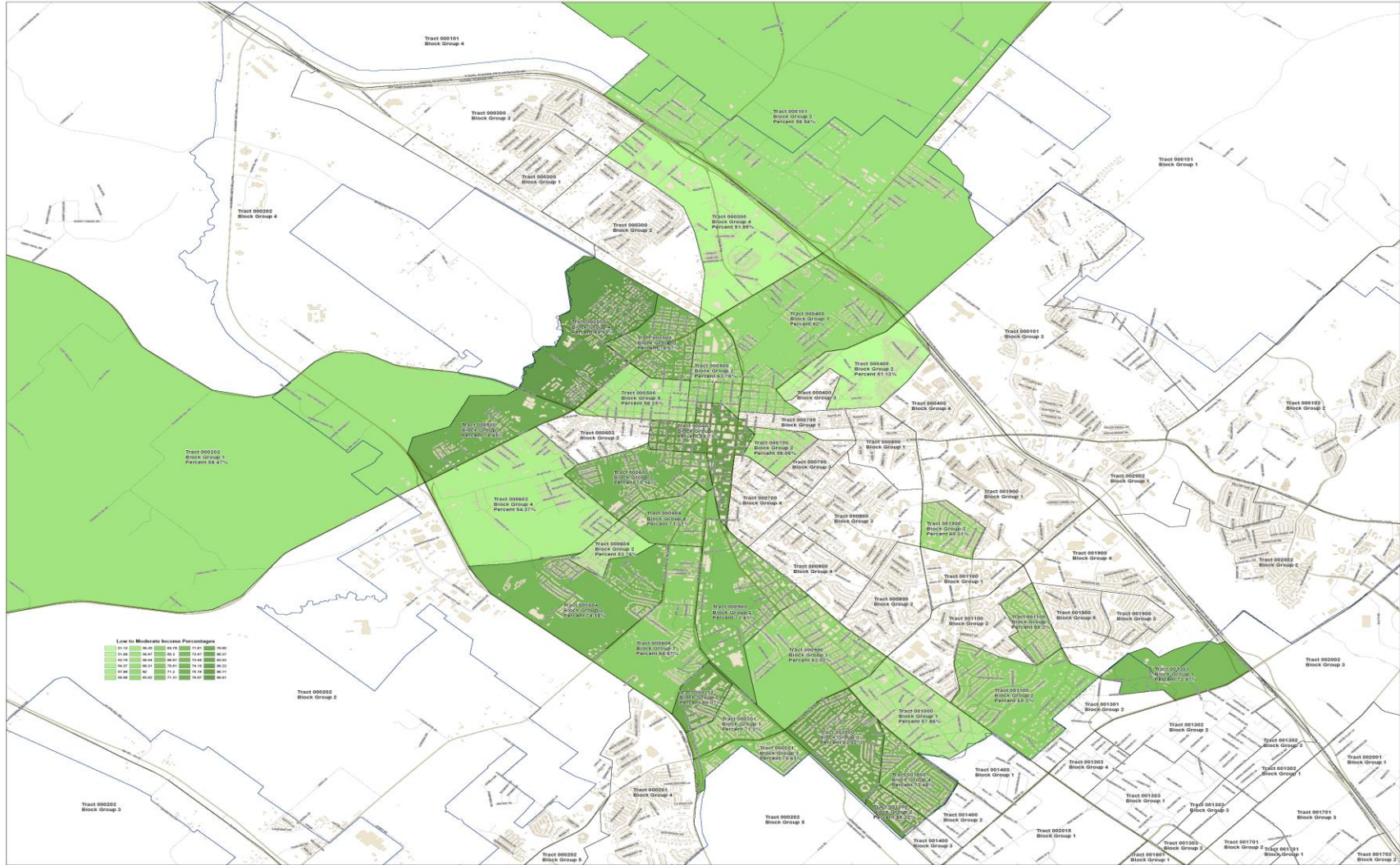
10. Provided FHEO information at 18 unique events, to include: regional health and program fairs; internet/webpage PSAs; public hearings; interfaith community presentations; online surveys; and other city and non-profit informational functions.
11. Staff served on and provided technical assistance to multiple other (non-PSA funded) agencies in advancement of the city's community development goals and objectives.
12. Developed the 2017 Annual Action Plan.

### **Fiscal Year 2017-18 Goals and Objectives**

1. Provide funding to a minimum of 23 homeowners to improve housing stock for both minor and major rehabilitation/reconstruction projects.
2. Provide 15% of CDBG funding and technical assistance to 6 public service agencies to increase access to services.
3. Provide homebuyers counseling and down payment assistance to a minimum of 10 eligible citizens.
4. Provide technical assistance to 1 developer for rental property.
5. Initiate the development of at least 1 single-family property, to include funding for property acquisitions and infrastructure in support of an affordable homeownership housing development.
6. Provide for the funding of at least one CHDO project using PY2016/17 and PY2017/18 grant allocations.
7. Work with internal city departments to coordinate efforts in Bryan's First Rehab area for housing, streets, parks, water/sewer, and building inspections to increase housing stock by coordinating infrastructure improvements and lowering fees for impact area projects, provide information on the planning and funding process for CDBG/HOME funds.
8. Work with and provide technical assistance to the inter-local Decent, Affordable Safe Housing (DASH) Committee to encourage affordable housing development and the preservation of existing affordable housing through coordination of rehabilitation and repair resources.
9. Provide technical assistance and partner with Social Inclusion/Exclusion model for Bryan's First Rehab. Area for long term plan to address housing and social service issues.
10. Provide volunteer demolition opportunities and complete 3 demolitions to remove vacate dilapidated houses.
11. Provide technical assistance to a minimum of 2 housing developers to encourage housing developments in low/moderate income areas or for low/moderate income individuals/families.
12. Service the City's CDBG and HOME loan portfolios to ensure loans are performing appropriately, with loan proceeds reinvested into affordable housing activities.
13. Provide technical assistance to a minimum of two housing related community committees/coalitions including DASH and Brazos Valley Coalition for the Homeless.
14. Provide technical assistance through participation on a minimum of 3 social service boards/Coalitions and committees such as Project Unity, United Way, and Bank on Brazos Valley.
15. Prepare and submit the 2018 Consolidated Action Plan via HUD's *eCon Planning Suite* and provide for citizens input as required by federal regulations.
16. Prepare and submit the 2017 Consolidated Annual Evaluation and Performance Plan through the *eCon Planning Suite*.
17. Attend HUD meetings as appropriate, with a minimum of one per fiscal year.
18. Prepare and administer action steps in a Fair Housing Narrative Statement to complement the City Analysis of Impediments and provide Fair Housing education.

**Attachment 3**

**Project and Demographic Maps 2016 CAPER**

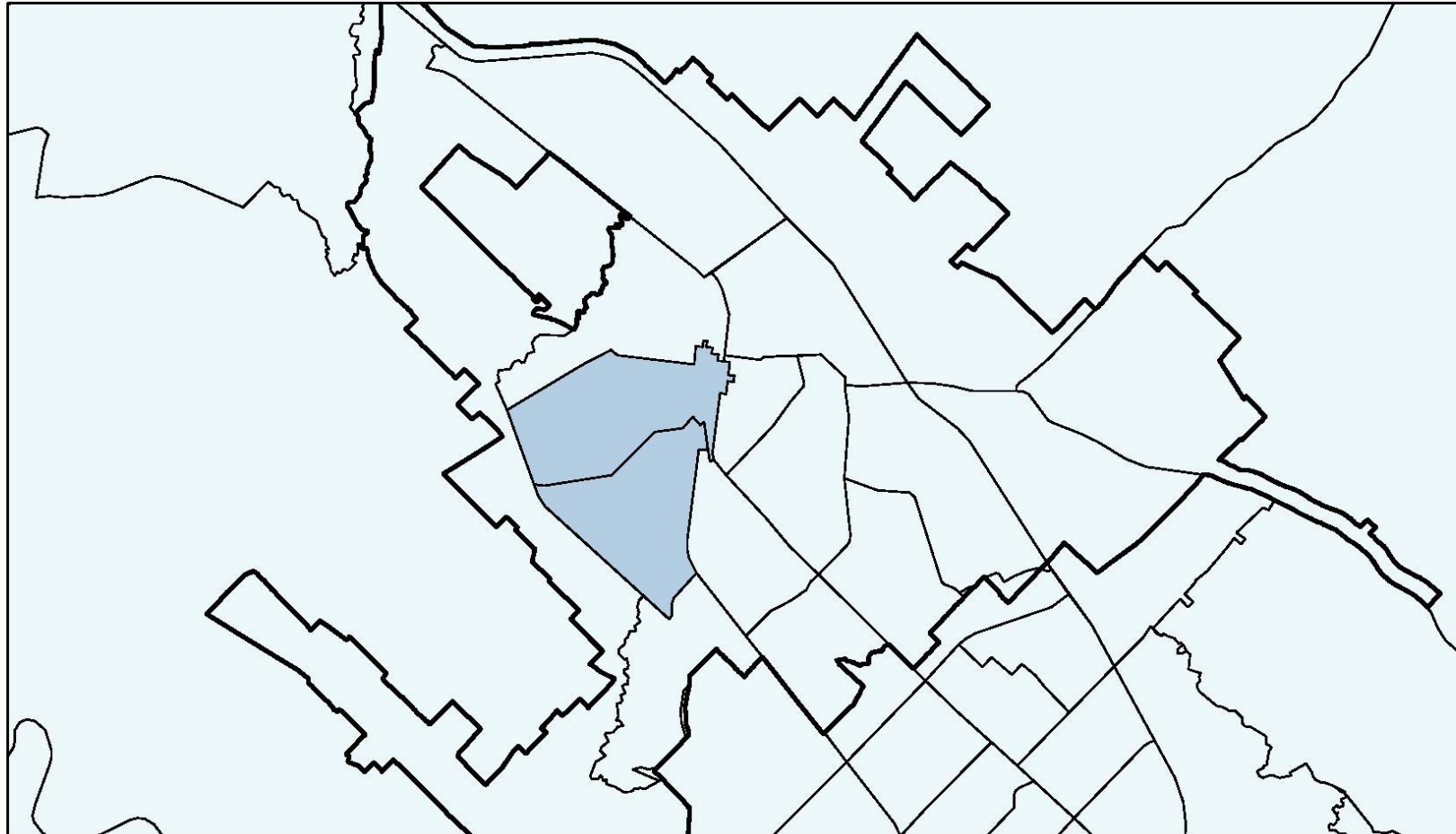


0 0.5 1 Miles

### Low to Moderate Income Areas

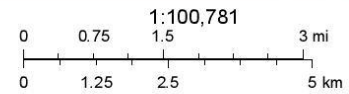


# Census Tract - Where Hispanics Comprise over 50% of Population



July 13, 2015

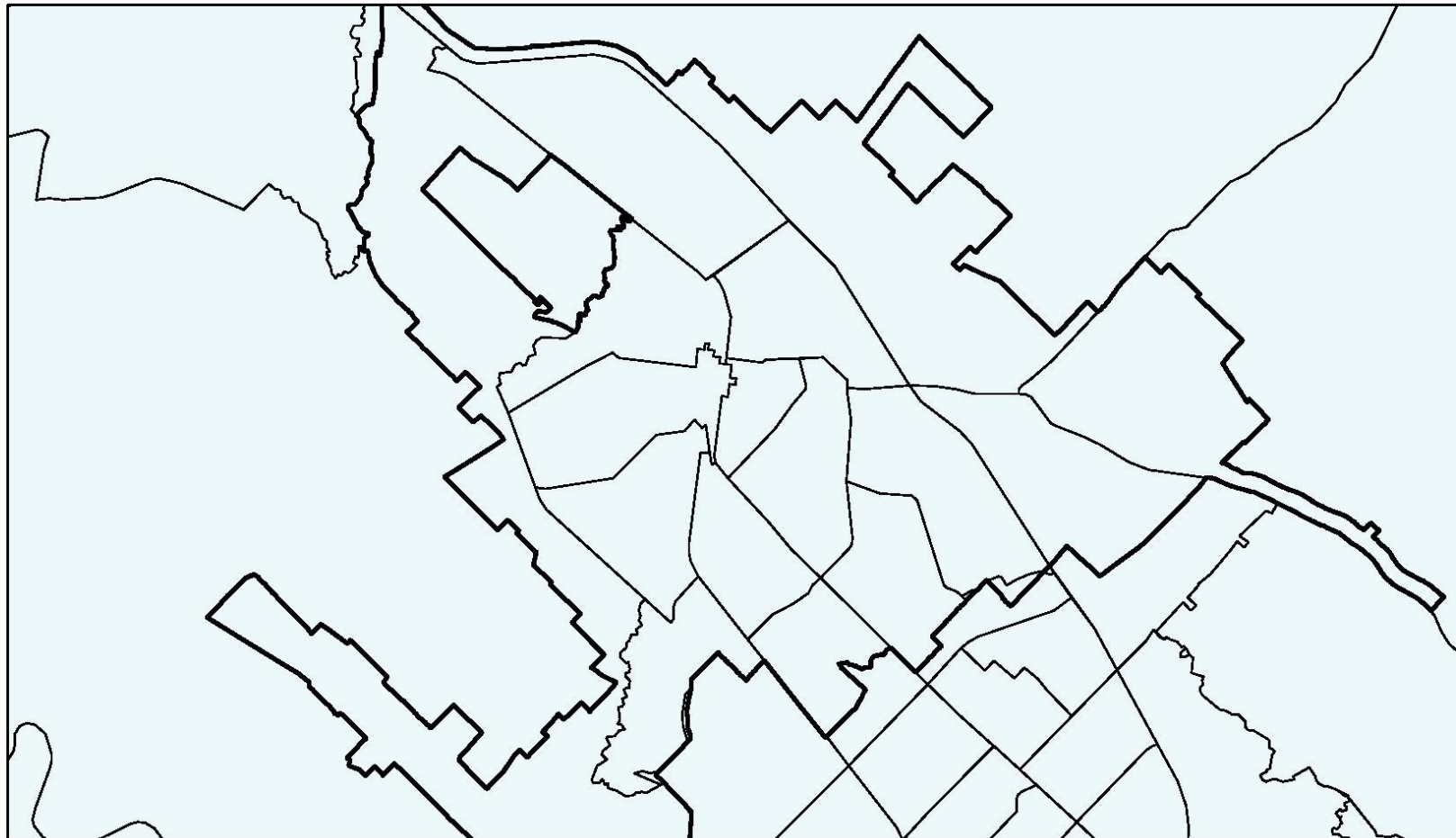
Override 1 **HispanicOrigin**  >50%  
**B03002EST12\_PCT**  
 <50%



Sources: Esri, HERE, DeLorme, USGS, Intermap, increment P Corp., NRCAN, Esri Japan, METI, Esri China (Hong Kong), Esri (Thailand), MapmyIndia, © OpenStreetMap contributors, and the GIS User Community  
Data generated by HUD's CPDMAP application



# Census Tract - Where Blacks/African Americans Comprise over 50% of Population

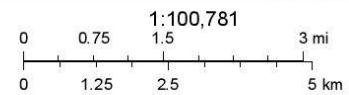


July 13, 2015


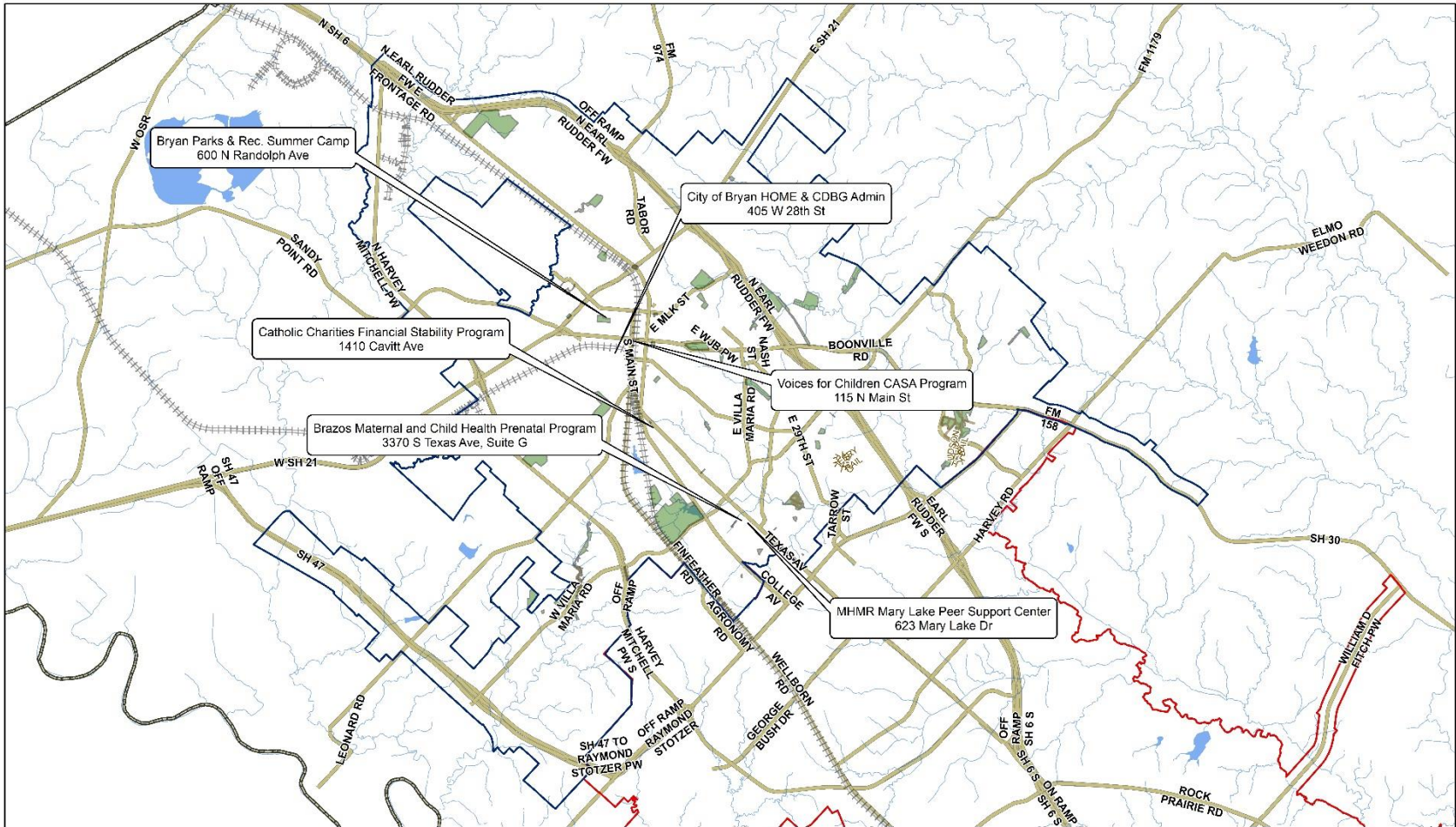
Override 1 **BlackAfricanAmericanAlone**

**B03002EST4\_PCT**

 <50%

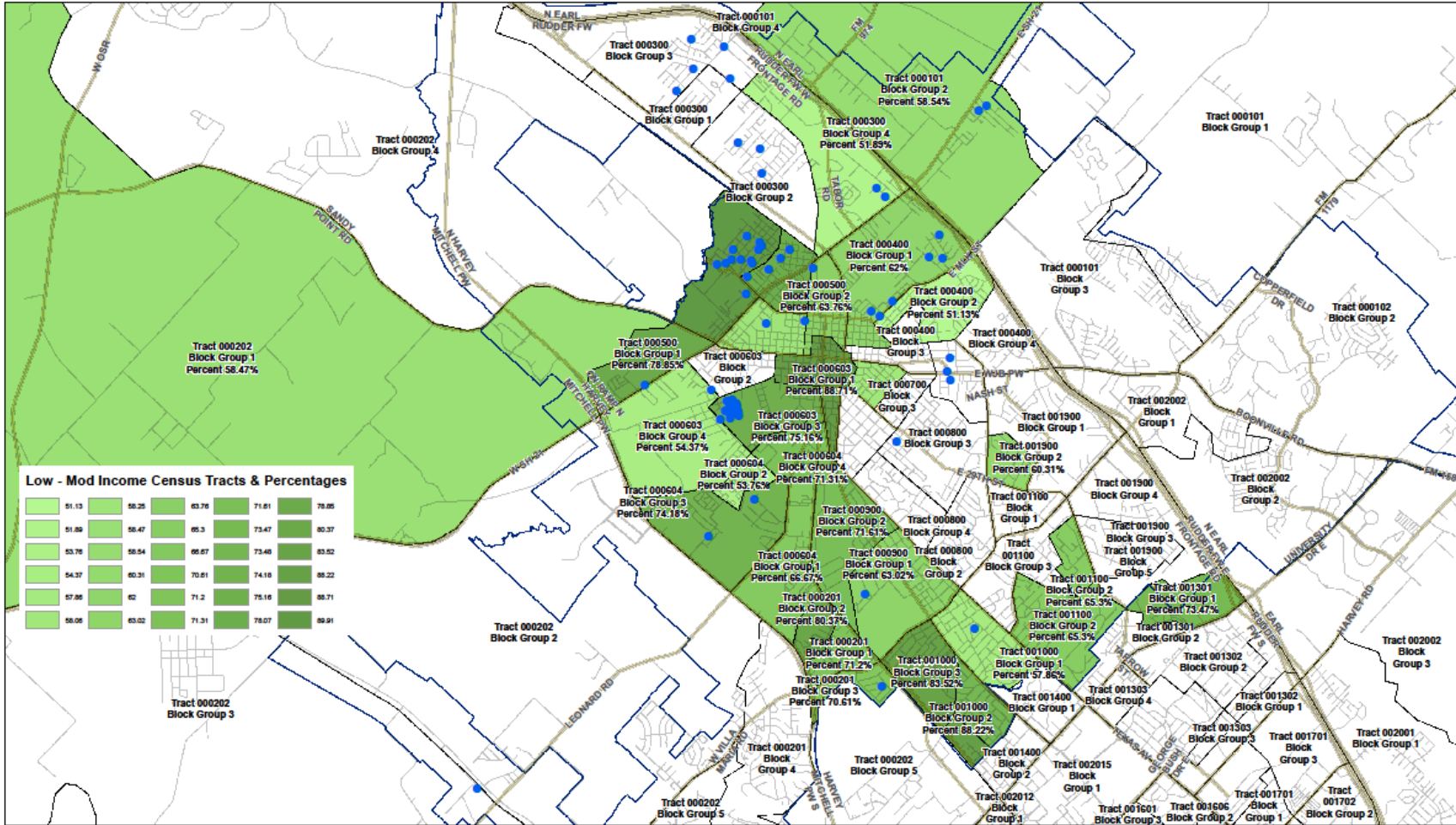


1:100,781  
Sources: Esri, HERE, DeLorme, USGS, Intermap, increment P Corp., NRCAN, Esri Japan, METI, Esri China (Hong Kong), Esri (Thailand), MapmyIndia, © OpenStreetMap contributors, and the GIS User Community  
Data generated by HUD's CPDMAP application



2016-17 Administration and Public Service Agency Program Map




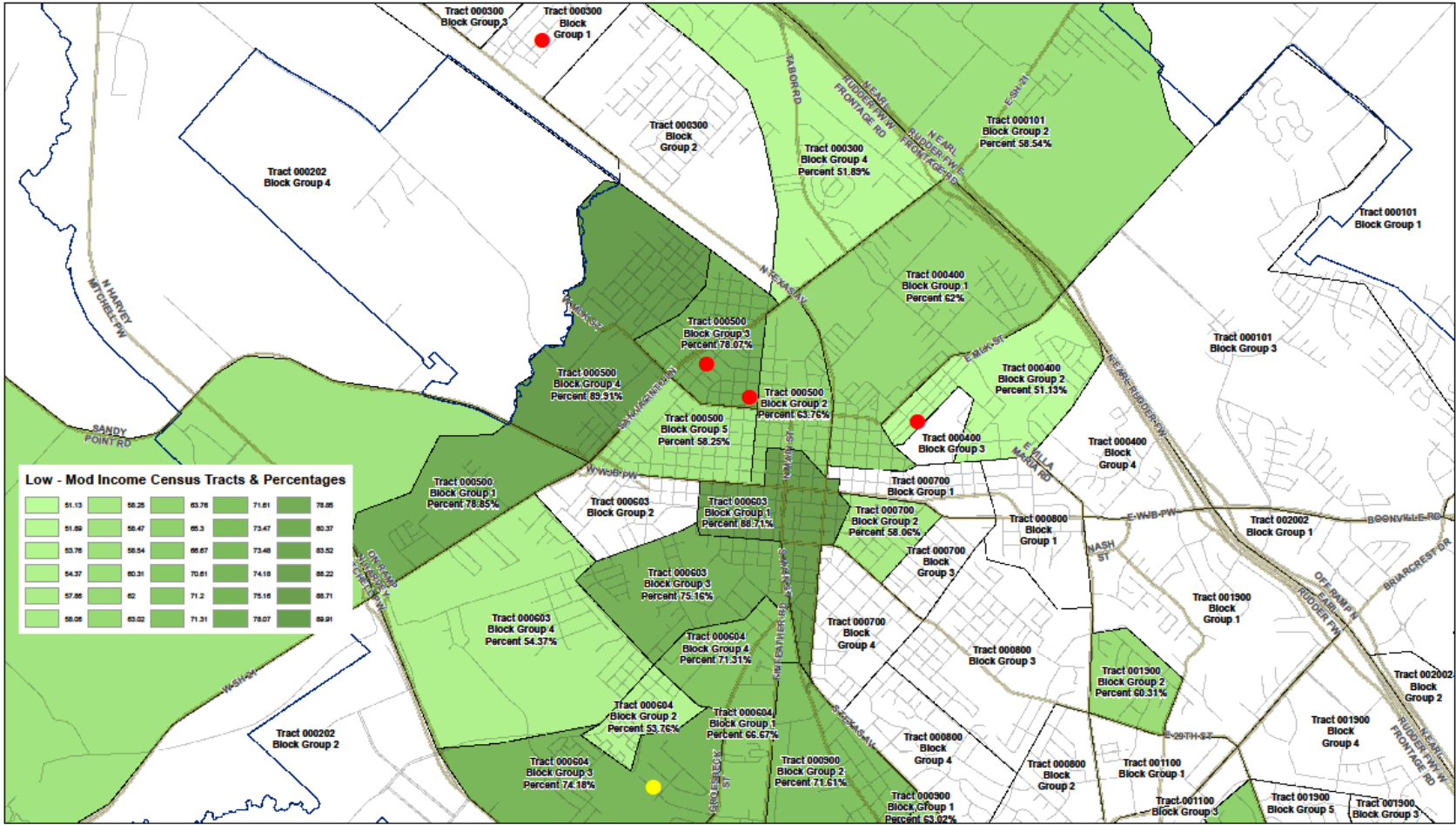


**2016-17 CITY OF BRYAN  
MINOR REPAIR PROJECTS**

• Minor Repair Project




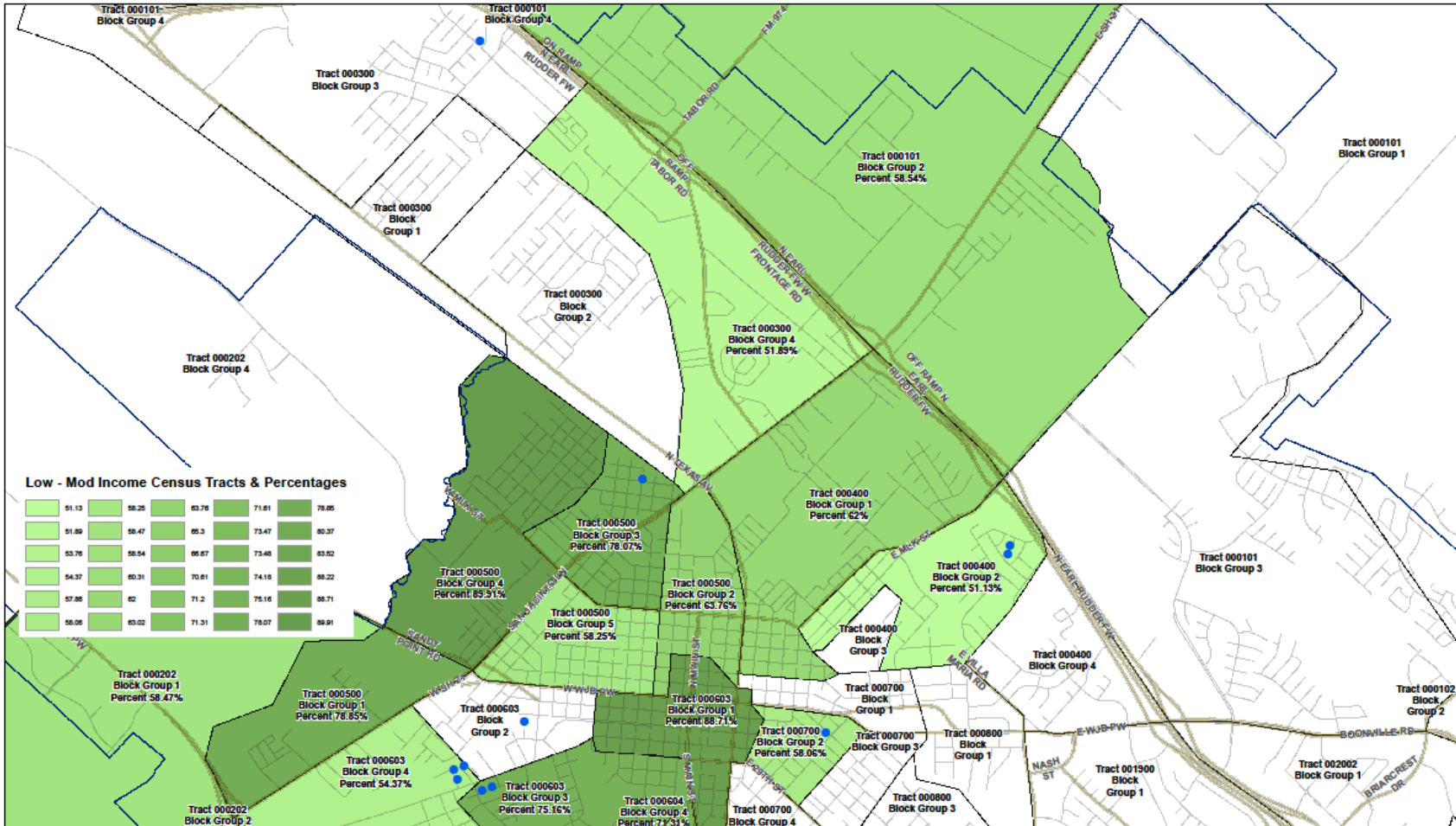




**2016-17 CITY OF BRYAN  
HOUSING RECONSTRUCTION  
AND  
NEW DEVELOPMENT**

- Housing Reconstruction
- New Housing Development





**2016-17 CITY OF BRYAN  
DOWNPAYMENT ASSISTANCE PROJECTS**

● Downpayment Assistance Project



## Attachment 4

## CoC and PIT Count Info 2016 CAPER

**Brazos Valley Coalition for the Homeless (BVCH)  
Continuum of Care and Point-in-Time Count Information  
for  
2016 CAPER**

The Brazos Valley Coalition for the Homeless (BVCH) is a regional network of organizations, individuals, and agencies whose mission is to work toward ending homelessness in the Brazos Valley. BVCH is represented in a seven county region and its goals are to:

- Act as a conduit for communication between shelter providers and other parties interested in ending homelessness.
- Facilitate access to shelter, housing, and services for homeless persons & families. Promote public awareness of homelessness, its' causes, and possible solutions.
- Seek available funding to eliminate or reduce homelessness.  
Share resources

BVCH coordinates with federal, state, local, private and other entities serving homeless individuals and families and those at risk of homelessness in the planning, operation and funding of projects. Multiple public and private area agencies are members of the BVCH and these entities cooperate on local homelessness efforts, to include the annually required Point-in-Time (PIT) homeless count. Twin City Mission is the lead agency in BVCH as well as the official HMIS lead agency and CoC applicant agency.

During PY2016, BVCH's PIT count occurred on January 26, 2017 and included a listing of current emergency, transitional housing and permanent supportive housing inventory, and continuum-of-care inventory. Specifically, the definitions used for survey purposes were: 1) Emergency Shelter: Buildings designed to house persons experiencing homelessness and 2) Transitional Housing: Temporary and transitional housing programs for persons experiencing homelessness and which may include supportive services. Homeless subpopulations were tallied for "sheltered" persons in each category. Following is a summary of the 2016 count as well as comparisons of the previous year's PIT count

In the BVCH 2017 PITC region, 102 homeless persons were identified, represented by 89 sheltered and 13 unsheltered. Fourteen of these individuals reported being chronically homeless (6 were sheltered and 8 were unsheltered). Of these totals, 9 sheltered households included children. There were no unsheltered households with children. There were no sheltered or unsheltered veterans reported in the 2017 PIT count.

Following is a summary of the 2017 count as well as comparisons of the previous year's PIT count.

	2016 PIT (for unsheltered count, most recent year conducted)	2017 PIT	Difference
<b>Universe: Total PIT Count of sheltered and unsheltered persons</b>	<b>161</b>	<b>102</b>	<b>-59</b>
Emergency Shelter Total	108	89	-19
Safe Haven Total	0	0	0
Transitional Housing Total	42	0	-42
<b>Total Sheltered Count</b>	<b>150</b>	<b>89</b>	<b>-61</b>
<b>Total Unsheltered Count</b>	<b>11</b>	<b>13</b>	<b>+2</b>

**Source:** FY2017 CoC Application (Twin City Mission / Brazos Valley Coalition for the Homeless)

The Coalition continued to concentrate efforts on bringing in new community resources from all seven counties. Other efforts focused on Committee organizing such as establishing contact with other Coalitions to utilize and share resources, Committee meetings, workshops on HMIS/HEARTH, reviewing and updating the discharge plan, and working on the Continuum of Care plan, including for both homeless and chronic homeless goals.

The following table, from the BVCH's Continuum of Care application, lists those local categories of care that, as mandated by the State, CoC, or other entities, currently have and maintain discharge policies to ensure that persons discharged from these local institutions are not discharged into homelessness.

<b>Foster Care:</b>	<input checked="" type="checkbox"/>
<b>Health Care:</b>	<input checked="" type="checkbox"/>
<b>Mental Health Care:</b>	<input checked="" type="checkbox"/>
<b>Correctional Facilities:</b>	<input checked="" type="checkbox"/>
<b>None:</b>	<input type="checkbox"/>

Following is the 2017 Housing Inventory Count indication the number of beds in HMIS for each project type within the CoC. A zero indicates that that particular type of project does not exist locally.

<b>Project Type</b>	<b>Total Beds in 2017 HIC</b>	<b>Total Beds in 2017 HIC Dedicated for DV</b>	<b>Total Beds in HMIS</b>	<b>HMIS Bed Coverage Rate</b>
Emergency Shelter (ESG) beds	175	45	130	100.00%
Safe Haven (SH) beds	0	0	0	NA
Transitional Housing (TH) beds	0	0	0	NA
Rapid Re-Housing (RRH) beds	45	0	45	100.00%
Permanent Supportive Housing (PSH) beds	0	0	0	NA
Other Permanent Housing (OPH) beds	0	0	0	NA
<b>Total Beds</b>	<b>220</b>	<b>45</b>	<b>175</b>	<b>100.00%</b>

**Source:** FY2017 CoC Application (Twin City Mission / Brazos Valley Coalition for the Homeless)

The BVCH also coordinate with the other public and private entities in the identification of funding, planning, and operation of programs locally serving homeless individuals and families, and those at risk of homelessness. The following table identifies various programs that the local CoC coordinates with in this regard.

<b>Funding or Program Source</b>	<b>Coordinates with Planning, Operation and Funding of Projects</b>
Housing Opportunities for Persons with AIDS (HOPWA)	Yes
Temporary Assistance for Needy Families (TANF)	Yes
Runaway and Homeless Youth (RHY)	Not Applicable
Head Start Program	Yes
Housing and service programs funded through Federal, State and local government resources.	Yes

**Source:** FY2017 CoC Application (Twin City Mission / Brazos Valley Coalition for the Homeless)

## Attachment 5

### Monitoring, Affidavit, FHEO Summary 2016 CAPER

#### Program Monitoring and Compliance Standards and Procedures

The City of Bryan's Community Development Services Department continuously monitors programs and activities to ensure compliance with city/state/federal regulations and policies. With regards to compliance with grant regulations on income eligibility for housing and non-housing activities, the City uses the following two HUD tests for Low Moderate Clientele (LMC), as follows:

- Exclusively benefit a clientele who are generally *presumed by HUD to be principally L/M income persons*. Abused children and elderly persons are two of the groups that are currently presumed by HUD to be made up principally of L/M income persons, or:
- Require *information on family size and income* so that it is evident that *at least 51%* of the clientele are persons whose family income does not exceed the L/M income limit. (This includes the case where the activity is restricted *exclusively to L/M income persons*).

Monitoring focuses on the following areas:

**Financial:** Community Development staff and the City's accounting department work closely to ensure that funds drawn down are used for authorized activities on approved projects. Activity agreements, expense documentation and approvals must be in-place for funds to be expended. The City ensures a proper system of checks and balances; those requesting payments of funds are not authorized to approve them. The Community Development Services Department is also subject to an annual single audit, conducted by an independent accounting firm. Staff continues to update monitoring forms to ensure the financial compliance and capacity of the funded contracts.

**Environmental:** All projects and individual activities are subjected to a review of environmental impacts prior to funding approval. Staff does reviews with the assistance of other city departments and outside agencies as necessary. Remediation of impacts is implemented where required. Projects or activities unable to meet environmental requirements are abandoned or alternative locations/solutions are sought.

**Programmatic:** Results and/or impacts are evaluated and measured for all projects. Staff is charged with monitoring progress toward project goals on a regular basis. Program specific monitoring requirements are incorporated into contracts per the Department's Policies and Procedures Manual and HUD regulations.

The City has implemented requirements of the FY 2012 HOME Appropriation Law which provided new regulations for HOME projects to improve project and developer selection and to ensure that adequate market demand exists for HOME projects. The City has also implemented the requirements of the HOME FY2013 Final Rule to include those directives related to fund commitment deadlines, underwriting reviews, and assessment of developer capacity and financial soundness.

In the previous program year, the City revised policies and procedures to address these requirements, including revised completion project dates, extension policies, tracking system process to ensure compliance of the four year completion date, timely draw process, technical assistance policy for property conversion (owner occupied to rental), CHDO capacity to provide evidence of development experience, underwriter review, developer capacity assessment, and neighborhood market conditions policies/procedures.

**Sub-recipient Monitoring:** Monitoring allows assessment of a program's operations. A secondary goal is to obtain data for use in determining program achievement. All sub-recipients are monitored on site at least annually with new sub-recipients sometimes being monitored more often. Quarterly desk monitoring is done in accordance with the contractual requirements. The on-site visit includes review of income and expense documentation, beneficiary information, programming, purchasing and any special requirements as described in the contract. Agencies are monitored quarterly and provided feedback of this monitoring process to ensure compliance with federal/state/city requirements.

Sub-recipients are trained annually on reporting requirements and documentation needs. This past year, two workshops were held for the area's non-profits to inform them of the grant application procedure and to provide information on monitoring procedures. Plans were implemented to provide Board Workshops as well as Board training for funded agencies.

Public service agencies are funded through a joint process (Joint Relief Funding Review Committee - JRFRC) each year with the City of College Station. The cities issue a joint RFP (Request for Proposal) and the JRFRC reviews submitted proposals weekly during the review process. Site visits are made, presentations done by the agencies and the Committee makes recommendations for each cities' allocated PSA funding. Recommendations are part of the annual CAP approval by each city council and submitted to the Houston HUD Office. Finally, the reimbursement of funds is tied directly to reporting of accomplishments.

**Section 3 Compliance:** Section 3 is a provision of the Housing and Urban Development (HUD) Act of 1968 that helps foster local economic development, neighborhood economic improvement, and individual self-sufficiency. For Section 3 covered projects, the City ensures that recipients/contractors, to the greatest extent feasible, provide job training, employment, and contracting opportunities for low- or very-low income residents in connection with projects and activities in their neighborhoods.

Covered recipients of HUD financial assistance will award the economic opportunities. Covered contractors and subcontractors are required to provide, to the greatest extent feasible, economic opportunities consistent with existing Federal, State, and local laws and regulations. The City has coordinated Section 3 efforts regionally with the City of College Station, Brazos Valley Council of Governments, Bryan Housing Authority, and Workforce Solutions to recruit and encourage Section 3 businesses to participate in City projects. Section 3 Plans are included in all applicable project bid packages.

**Labor Standards:** Individual project managers monitor labor standards. Labor requirements are included in all bid documents and covered again during the required pre-construction conference. Contractor payments are not processed until all forms required are submitted and correct.

**Anti-displacement and Relocation Compliance:** No displacements occurred during this reporting period by use of CDBG or HOME funds. The City complies with acquisition and relocation requirements of the Uniform Relocation Assistance and Real Property Acquisition Policies Act of 1970, as amended (URA), and the regulations at 49 CFR 24; and it has in effect and is following a residential anti-displacement and relocation assistance plan required under section 570.104(d) of the Housing and Community Development Act of 1974, as amended. All CDBG and HOME programs are offered on a voluntary basis only to eligible clients. The City does not anticipate any displacement of citizens resulting from programs covered by the Consolidated Plan and works to prevent such displacement, by:

- 1) Avoiding displacement of existing tenants or homeowners as a result of the use of CDBG or HOME funds for rehabilitation, reconstruction, acquisition, or any other Community Development activities to the greatest degree possible, and will not sponsor projects that will cause the displacement of a very low income household by a household that is not of very low income. The City does not currently, and will not participate in any rental rehabilitation activities, unless specified in a future 5-Year Consolidated Plan or Consolidated Plan amendment.
- 2) Avoiding the use of eminent domain and participating in only voluntary acquisitions of either vacant, or owner-occupied properties. Vacant properties must have been vacant for at least ninety (90) days, as verified by utility records or other acceptable means.
- 3) Analyzing proposed projects on a case-by-case basis to identify any potential households, businesses, farms, or non-profit organizations to determine if any displacement might occur in connection with an individual project. This will be done by:
  - a. Review of property tax records to identify owners and owner-occupants
  - b. Review of title records to identify occupant and potential non-occupant owners
  - c. Review of utility records to identify tenant occupants.
  - d. Visual verification and site photographs to identify any otherwise unknown occupants.
- 4) Seeking alternatives which could achieve the public purpose of the project without displacement.
- 5) Advising owners and occupants of their rights under the URA.



Should a project be found to involve the potential for displacement, the City will:

- 1) Seek assistance from and work closely with the U.S. Department of Housing and Urban Development Regional Relocation Specialist.
- 2) Provide timely issuance of information and required notices to any identified households, businesses, farms, or non-profit organizations through certified mail, regular mail, and hand delivery to the property, if occupied.
- 3) Identify the needs and preferences of any household which could potentially be displaced.

**AFFIDAVIT OF PUBLICATION AND 2015 CAPER PUBLIC NOTICE**

# The Eagle

Bryan, Brazos County, Texas  
**Affidavit of Publication**

CITY OF BRYAN, CITY SECRETARY  
 PO BOX 1000  
 BRYAN, TX 77805

Account Number  
 1034600

Date  
 December 06, 2017

Date	Category	Description	Ad Size	Total Cost
12/12/2017	Municipal Notices	2016 Consolidated Annual Performance and Evaluation Report (C	2 x 4.27 IN	129.49

**PUBLIC NOTICE**

The City of Bryan, Texas will submit its 2016 Consolidated Annual Performance and Evaluation Report (CAPER) for the Community Development Block Grant (CDBG) and HOME Investment Partnerships Program (HOME) on or about December 22, 2017. This report is submitted in response to the performance requirements described in the Consolidated Plan regulations at 24 CFR 91.520. The CAPER summarizes how CDBG and HOME funds were expended and resulting accomplishments during the reporting period of October 1, 2016 through September 30, 2017. A draft of the report will be available for viewing by the public from December 7, 2017 through December 21, 2017, at the Community Development Services Office, 405 W. 28th Street, Bryan, Texas, located in The Horizon Building, during regular office hours of 8:00 A.M. - 5:00 P.M. Copies will also be available during regular office hours of 8:00 A.M. - 5:00 P.M. at the City of Bryan's City Secretary's Office, 300 S. Texas Ave., Bryan, Texas, and at the Clara B. Mounce Public Library, 201 E. 26th Street, Bryan, Texas, during the library's regularly scheduled hours. Written or verbal comments will be accepted during this time and forwarded to the regional U.S. Dept. of Housing and Urban Development Office as part of the 2016 CAPER. For more information, or to submit written comments, contact the Community Development Services Department at P.O. Box 1000, Bryan, Texas, 77805, or by telephone at 979-209-5175.

12-6-2017

**Proof of Publication**

On said day, personally, appeared before me, the undersigned a Notary Public in and for said county and state, Kathy Brewer, of The Eagle, a newspaper published in Bryan, Brazos County, Texas, and generally circulated in Brazos, Burleson, Grimes, Lee, Leon, Madison, Milam and Robertson Counties, and that the notice, a copy of which is hereto attached, was published in said newspaper on the following named dates:

12/06/2017

The First insertion being given ... 12/06/2017

Newspaper reference: 0000433177

Sworn to and subscribed before me this Wednesday, December 6, 2017

*Kathy Brewer*  
 Kathy Brewer  
 Clerk

*Lynne Strassburg*  
 Lynne Strassburg  
 Notary



State of Texas  
 Brazos County  
 My Commission expires \_\_\_\_\_

**THIS IS NOT A BILL. PLEASE PAY FROM INVOICE. THANK YOU**

City of Bryan 2016 CDBG Beneficiary Summary

City of Bryan, TX 2016 CDBG Beneficiary Summary

Sources: City of Bryan IDIS PR03, IDIS PR23 and IDIS PR26

CDBG Funds Unexpended at end of Prior Year	\$572,551.40
Entitlement Grant	\$855,207.00
Current Year Program Income	\$21,957.95
Adjustments	
<b>Total Available CDBG:</b>	<b>\$1,449,716.35</b>
<b>Total CDBG Activity Disbursements</b>	<b>\$906,817.34</b>
<b>Adjustments</b>	<b>\$0.00</b>
Amount Subject to Low/Mod Benefit	\$906,817.34
Total Low/Mod Credit	\$908,635.23 *
% Low/Mod Credit	100.20%

\* Total L/M Credit exceeds total subject to L/M credit because HUD activity 950 (demo) was refunded to Treasury because of an overdraw in the amount of \$1,817.89.

IDIS Activity Number	Activity Name	Activity Type	CDBG Funding Drawn in Program Year	Income: Extremely Low	Income: Low Mod	Income: Moderate	Income: Non low moderate %	Low Mod	White	Black/ African American	Asian	American Indian/ Alaska Native	Native Hawaiian /Other Pacific	American Indian/ Alaska Native & Asian	Black/ African American & White	American Indian/ Alaskan Native & American African	Other multi racial	Asian/ Islander Pacific	Hispanic	Female HOH	
961	Homeowner Housing Assistance	Housing	\$294,640.26	11	12	4	100.00%		9	18										5	
972	CDBG Homeowner Housing Assistance - Major Rehabilitation, 2303 Staunton	Housing	\$141,003.94	1			100.00%			1										1	
981	CDBG Homeowner Housing Assistance - Homebuyer, 1511 W 28th	Housing	\$221.79		1		100.00%		1											1	
982	CDBG Program Administration	Administration	\$159,286.70				N/A - Admin														
983	Homeowner Housing Assistance	Housing	\$242,508.55	13	11	19	100.00%		14	29										8	37
985	CDBG Homeowner Housing Assistance - Homebuyer, 1512 Cassib	Housing	\$9,174.49			1	100.00%		1											1	
986	Brazos Maternal and Child Health Clinic Prenatal Program	Public Services	\$30,000.00	406	106	110	100.00%		516	78	7	2		1	2	10		6		471	
987	Catholic Charities Financial Stability Program	Public Services	\$10,811.00	426	53	76	100.00%		281	234		7		1	2	29	1			71	
988	MHMR of Brazos Valley Mary Lake Peer Support Center	Public Services	\$32,715.00			58	100.00%		25	17			1	1		5	1	8		10	
989	Bryan Parks & Rec Summer Camp	Public Services	\$35,000.00	348	78	79	90.00%		244	258					3	43	8	3		219	
990	Voices for Children Court Appointed Advocates Program	Public Services	\$19,755.00	217			100.00%		136	67						14				29	
991	CDBG Homeowner Housing Assistance - Homebuyer, 1222 Virginia	Housing	\$12,520.05		1		100.00%		1											1	1
992	CDBG Homeowner Housing Assistance - Homebuyer, 1009 E 25th St	Housing	\$9,416.60		1		100.00%		1											1	
993	CDBG Homeowner Housing Assistance - Homebuyer, 1210 Virginia	Housing	\$8,979.44		1		100.00%			1											
994	CDBG Homeowner Housing Assistance - Major Rehabilitation, 604 Ash	Housing	\$44,411.93				Open														
998	CDBG Homeowner Housing Assistance - Homebuyer, 1210 Virginia	Housing	\$8,644.69			1	100.00%		1											1	

CDBG Homeowner Housing Assistance -																				
999 Homebuyer, 1209 W 27th St.	Housing	\$8,832.49		1		100.00%	1													
	<b>Total: Activities</b>	<b>\$1,067,921.93</b>	<b>1422</b>	<b>265</b>	<b>348</b>	<b>56</b>	<b>94.78%</b>	<b>1231</b>	<b>703</b>	<b>7</b>	<b>10</b>	<b>2</b>	<b>3</b>	<b>7</b>	<b>101</b>	<b>10</b>	<b>17</b>	<b>0</b>	<b>818</b>	<b>39</b>
	<b>Adjusted Total:</b>																			
	<b>Activities Subject to Low/Mod Benefit</b>	<b>\$908,635.23</b>																		
	<b>Total CDBG Drawn in Program Year</b>	<b>\$1,067,921.93</b>																		

Total Beneficiaries of all Races 2091

	%	Jurisdiction				Hispanic/Latino % of Total
		Jurisdiction Population Total By Race	Population %	Race 2010 Census Data	Latino 2010 Census Data	
<b>% of Total Beneficiaries:</b>		<b>Jurisdiction Population %</b>	<b>Race 2010 Census Data</b>	<b>Latino 2010 Census Data</b>	<b>Hispanic/Latino</b>	
White	58.87%	64.22%	48,939	16,167	58.54%	
Black/ African American						
American Indian/ Alaska Native	33.62%	18.04%	13,748	342	1.24%	
Native Hawaiian/Other Pacific American Indian/ Alaskan Native & White	0.33%	1.72%	1,313	35	0.13%	
Asian White	0.48%	0.55%	420	245	0.89%	
Black/ African American & White	0.10%	0.07%	52	12	0.04%	
American Indian/ Alaskan Native & Black/ African American	0.14%	0.35%	263	0	0.00%	
Other multi racial	0.33%	0.24%	184	0	0.00%	
Asian/ Pacific Islander	4.83%	0.52%	399	0	0.00%	
Hispanic	0.48%	0.00%	0	0	0.00%	
Female HOH	0.81%	1.46%	1,115	1,126	4.08%	
Some Other Race	0.00%	0.00%	0	0	0.00%	
Total Population	39.12%	36.24%	4,278	9,690	35.09%	
	1.87%	12.82%	9,768	27,617	100.00%	